


**professional
choice**

owes its
strength to
its quality



 **UYAR**
HYDRAULIC





HAKKIMIZDA

Hidrolik sektörünün önde gelen pompa imalatçılarından biri olan Uyar Hidrolik, 30 yıllık bilgi ve birikime sahiptir. Damper pompaları, tarım ve iş makinaları pompaları, endüstriyel ve mobil pompalar, güç aktarma grubu, hidrolik valf ve vanalar, hidrolik ekipmanları üretimi yapmaktadır.

Modern tesislerimiz, 3600 metrekarelik bir alana sahip olup alanında uzmanlaşmış bir ekip tarafından işletilmektedir. Sürekli olarak sektöründe en önde olabilmek için en son teknolojileri takip etmekte ve üretim süreçlerimizi sürekli olarak geliştirmektediriz.

Uyar hidrolik olarak, müşterilerimizin çeşitli ihtiyaçlarını karşılamak için geniş bir ürün yelpazesi sunmaktayız. Hidrolik pompa, valf ve ekipmanlarımız farklı özelliklerde ve kapasitelerde mevcuttur ve kalite güvencesi için sıkı test ve kontrol süreçlerine tabi tutulmaktadır.

Müşteri memnuniyeti odaklı bir yaklaşımla, müşterilerimizle aktif bir şekilde iş birliği yaparak ihtiyaçlarını anlamak ve özelleştirilmiş çözümler sunmak için çaba sarf etmekteyiz. Uzman kadromuz, süreç boyunca profesyonel rehberlik ve destek sunmaktadır.

Esneklik, hızlı teslimat süreleri ve kişiselleştirilmiş hizmetlerle müşteri beklentilerini aşmayı hedeflemekteyiz.

Çevreye duyarlılık, iş yapma prensibimizin ayrılmaz bir parçasıdır. Ekolojik üretim süreçleri tasarlamak ve sorumlu atık yönetimi uygulamak konusunda taahhütte bulunmaktayız. Çevresel ayak izimizi en aza indirmeyi ve sürdürülebilir bir geleceğe katkıda bulunmayı amaçlamaktayız.

Uyar Hidrolik, güvenilir ve sağlam bir ortak olarak hidrolik sektöründe itibar sahibidir. Kalite, yenilikçilik ve müşteri memnuniyetine olan bağlılığımızla pazarda saygın bir konuma sahibiz. Hidrolik ihtiyaçlarınızı karşılamaktan ve uzun süreli bir işbirliği oluşturmaktan memnuniyet duyarız.






Temel Politikamız

- Üstün kalite ve uygun fiyatla üretim yapmak
- Müşteri memnuniyeti sağlayan güvenilir ve tercih edilir bir firma olmak,
- Firma hedef ve politikalarının tüm çalışanlar tarafından anlaşılması benimsenmesi ve uygulanması ile sürekli iyileşme ve gelişme sağlamak,
- Ülkemizde ve Dünyada önde gelen kuruluşlar arasında yer almaktır.



“ Bu Kalite , SİZE DE UYAR.”

UYAR
HYDRAULIC
www.uyarhidrolik.com







Hydraulic Equipments

www.uyarhidrolik.com




info@uyarhidrolik.com




0 542 389 57 61


20 SERIES ISO - 4 BOLTS LEFT AND RIGHT GEAR PUMP


Product Number Ürün Numarası	Displacement İletim Hacmi (cm /rev at 1000 rpm)	Max. Pressure Maks.Basınç (bar)	Max.Speed Maks. Hız	Inlet Giriş	Outlet Çıkış	Weight Ağırlık (Kg.)
2006ISOLR	6,10	280	2200	G 1/2"	G 1/2"	6
2010ISOLR	10,20	280	2200	G 1/2"	G 1/2"	6,5
2016ISOLR	16,20	280	2200	G 1/2"	G 1/2"	7
2020ISOLR	20,20	260	2200	G 1/2"	G 1/2"	7,4
2025ISOLR	25,30	220	2200	G 3/4"	G 3/4"	7,6
2032ISOLR	32,30	190	2000	G 3/4"	G 3/4"	8
2040ISOLR	40,10	180	2000	G 3/4"	G 3/4"	8,5


20 SERIES UNI - 3 BOLTS LEFT AND RIGHT GEAR PUMP


Product Number Ürün Numarası	Displacement İletim Hacmi (cm /rev at 1000 rpm)	Max. Pressure Maks.Basınç (bar)	Max.Speed Maks. Hız	Inlet Giriş	Outlet Çıkış	Weight Ağırlık (Kg.)
2006UNILR	6,10	280	2200	G 1/2"	G 1/2"	5
2010UNILR	10,20	280	2200	G 1/2"	G 1/2"	5,5
2016UNILR	16,20	280	2200	G 1/2"	G 1/2"	5,8
2020UNILR	20,20	260	2200	G 1/2"	G 1/2"	6
2025UNILR	25,30	220	2200	G 3/4"	G 3/4"	6,1
2032UNILR	32,30	190	2000	G 3/4"	G 3/4"	6,3
2040UNILR	40,10	180	2000	G 3/4"	G 3/4"	6,5


20 SERIES 1P1 - 4 BOLTS LEFT AND RIGHT GEAR PUMP

Product Number Ürün Numarası	Displacement İletim Hacmi (cm /rev at 1000 rpm)	Max. Pressure Maks.Basınç (bar)	Max.Speed Maks. Hız	Inlet Giriş	Outlet Çıkış	Weight Ağırlık (Kg.)
20061P1LR	6,10	280	2200	4020M8	3013M6	5
20101P1LR	10,20	280	2200	4020M8	3013M6	5,5
20161P1LR	16,20	280	2200	4020M8	3013M6	5,8
20201P1LR	20,20	260	2200	4020M8	3013M6	6
20251P1LR	25,30	220	2200	4020M8	3013M6	6,1
20321P1LR	32,30	190	2000	4020M8	3013M6	6,3
20401P1LR	40,10	180	2000	4020M8	3013M6	6,5


20 SERIES FORKLIFT - 2 BOLTS LEFT AND RIGHT GEAR PUMP

Product Number Ürün Numarası	Displacement İletim Hacmi (cm /rev at 1000 rpm)	Max. Pressure Maks.Basınç (bar)	Max.Speed Maks. Hız	Inlet Giriş	Outlet Çıkış	Weight Ağırlık (Kg.)
2006FRKLR	6,10	280	2200	4020M8	3013M6	5
2010FRKLR	10,20	280	2200	4020M8	3013M6	5,5
2016FRKLR	16,20	280	2200	4020M8	3013M6	5,8
2020FRKLR	20,20	260	2200	4020M8	3013M6	6
2025FRKLR	25,30	220	2200	4020M8	3013M6	6,1
2032FRKLR	32,30	190	2000	4020M8	3013M6	6,3
2040FRKLR	40,10	180	2000	4020M8	3013M6	6,5



30 SERIES ISO LEFT AND RIGHT GEAR PUMP

Product Number Ürün Numarası	Displacement İletim Hacmi (cm /rev at 1000 rpm)	Max. Pressure Maks.Basınç (bar)	Max.Speed Maks. Hız	Inlet Giriş	Outlet Çıkış	Weight Ağırlık (Kg.)
3014ISOLR	14,10	300	2700	G 1/2"	G 1/2"	11
3017ISOLR	17,20	300	2700	G 1/2"	G 1/2"	11,5
3022ISOLR	22,10	300	2700	G 3/4"	G 1/2"	12
3027ISOLR	27,05	300	2700	G 3/4"	G 1/2"	12,5
3034ISOLR	34,30	285	2400	G 3/4"	G 3/4"	12,8
3038ISOLR	38,10	285	2200	G 3/4"	G 3/4"	13
3043ISOLR	43,20	270	2200	G 3/4"	G 3/4"	13,3
3051ISOLR	51,60	240	2200	G 1"	G 3/4"	13,5
3061ISOLR	61,80	220	1800	G 1"	G 1"	14
3067ISOLR	67,40	220	1800	G 1"	G 1"	14,2
3073ISOLR	73,10	210	1600	G 1 1/4"	G 1"	14,5
3082ISOLR	82,05	200	1500	G 1 1/4"	G 1"	14,7
3092ISOLR	92,10	200	1500	G 1 1/4"	G 1"	14,8
30100ISOLR	100,20	180	1500	G 1 1/4"	G 1"	15
30125ISOLR	125,60	160	1500	G 1 1/4"	G 1"	15,3




30 SERIES UNI LEFT AND RIGHT GEAR PUMP


Product Number Ürün Numarası	Displacement İletim Hacmi (cm /rev at 1000 rpm)	Max. Pressure Maks.Basınç (bar)	Max.Speed Maks. Hız	Inlet Giriş	Outlet Çıkış	Weight Ağırlık (Kg.)
3014UNILR	14	300	2700	G 1/2"	G 1/2"	8,5
3017UNILR	17,20	300	2700	G 1/2"	G 1/2"	9
3022UNILR	22,10	300	2700	G 3/4"	G 1/2"	9,5
3027UNILR	27,05	300	2700	G 3/4"	G 1/2"	10
3034UNILR	34,30	285	2400	G 3/4"	G 3/4"	10,5
3038UNILR	38,10	285	2200	G 3/4"	G 3/4"	10,8
3043UNILR	43,20	270	2200	G 3/4"	G 3/4"	11
3051UNILR	51,60	240	2200	G 1"	G 3/4"	11,5
3061UNILR	61,80	220	1800	G 1"	G 1"	12
3067UNILR	67,40	220	1800	G 1"	G 1"	12
3073UNILR	73,10	210	1600	G 1 1/4"	G 1"	12,5
3082UNILR	82,05	200	1500	G 1 1/4"	G 1"	13
3092UNILR	92,10	200	1500	G 1 1/4"	G 1"	14,8
30100UNILR	100,20	180	1500	G 1 1/4"	G 1"	15
30125UNILR	125,60	160	1500	G 1 1/4"	G 1"	15,3


30 SERIES UNI 22K LEFT AND RIGHT GEAR PUMP


Product Number Ürün Numarası	Displacement İletim Hacmi (cm /rev at 1000 rpm)	Max. Pressure Maks.Basınç (bar)	Max.Speed Maks. Hız	Inlet Giriş	Outlet Çıkış	Weight Ağırlık (Kg.)
3014UNI22KLR	14	300	2700	G 1/2"	G 1/2"	8,5
3017UNI22KLR	17,20	300	2700	G 1/2"	G 1/2"	9
3022UNI22KLR	22,10	300	2700	G 3/4"	G 1/2"	9,5
3027UNI22KLR	27,05	300	2700	G 3/4"	G 1/2"	10
3034UNI22KLR	34,30	285	2400	G 3/4"	G 3/4"	10,5
3038UNI22KLR	38,10	285	2200	G 3/4"	G 3/4"	10,8
3043UNI22KLR	43,20	270	2200	G 3/4"	G 3/4"	11
3051UNI22KLR	51,60	240	2200	G 1"	G 3/4"	11,5
3061UNI22KLR	61,80	220	1800	G 1"	G 1"	12
3067UNI22KLR	67,40	220	1800	G 1"	G 1"	12
3073UNI22KLR	73,10	210	1600	G 1 1/4"	G 1"	12,5
3082UNI22KLR	82,05	200	1500	G 1 1/4"	G 1"	13
3092UNI22KLR	92,10	200	1500	G 1 1/4"	G 1"	14,8
30100UNI22KLR	100,20	180	1500	G 1 1/4"	G 1"	15
30125UNI22KLR	125,60	160	1500	G 1 1/4"	G 1"	15,3


30 SERIES SAEB13 LEFT AND RIGHT GEAR PUMP

Product Number Ürün Numarası	Displacement İletim Hacmi (cm /rev at 1000 rpm)	Max. Pressure Maks.Basınç (bar)	Max.Speed Maks. Hız	Inlet Giriş	Outlet Çıkış	Weight Ağırlık (Kg.)
3014SAEB13LR	14	300	2700	G 1/2"	G 1/2"	9,5
3017SAEB13LR	17,20	300	2700	G 1/2"	G 1/2"	10
3022SAEB13LR	22,10	300	2700	G 3/4"	G 1/2"	10,5
3027SAEB13LR	27,05	300	2700	G 3/4"	G 1/2"	11
3034SAEB13LR	34,30	285	2400	G 3/4"	G 3/4"	11,5
3038SAEB13LR	38,10	285	2200	G 3/4"	G 3/4"	11,8
3043SAEB13LR	43,20	270	2200	G 3/4"	G 3/4"	12
3051SAEB13LR	51,60	240	2200	G 1"	G 3/4"	12,5
3061SAEB13LR	61,80	220	1800	G 1"	G 1"	13
3067SAEB13LR	67,40	220	1800	G 1"	G 1"	13
3073SAEB13LR	73,10	210	1600	G 1 1/4"	G 1"	13,5
3082SAEB13LR	82,05	200	1500	G 1 1/4"	G 1"	14,7
3092SAEB13LR	92,10	200	1500	G 1 1/4"	G 1"	14,8
30100SAEB13LR	100,20	180	1500	G 1 1/4"	G 1"	15
30125SAEB13LR	125,60	160	1500	G 1 1/4"	G 1"	15,3



30 SERIES T2 UNI LEFT AND RIGHT GEAR PUMP

Product Number Ürün Numarası	Displacement İletim Hacmi (cm /rev at 1000 rpm)	Max. Pressure Maks.Basınç (bar)	Max.Speed Maks. Hız	Inlet Giriş	Outlet Çıkış	Weight Ağırlık (Kg.)
3017UNIT2LR	17,20	300	2700	G 1/2"	G 1/2"	9,5
3027UNIT2LR	27,05	300	2700	G 3/4"	G 1/2"	10
3034UNIT2LR	34,30	285	2400	G 3/4"	G 3/4"	10,5
3043UNIT2LR	43,20	270	2200	G 3/4"	G 3/4"	11
3051UNIT2LR	51,60	240	2200	G 1"	G 3/4"	11,5
3061UNIT2LR	61,80	220	1800	G 1"	G 1"	11,8
3082UNIT2LR	82,05	200	1500	G 1 1/4"	G 1"	12




30 SERIES SAEB15 LEFT AND RIGHT GEAR PUMP

Product Number Ürün Numarası	Displacement İletim Hacmi (cm /rev at 1000 rpm)	Max. Pressure Maks.Basınç (bar)	Max.Speed Maks. Hız	Inlet Giriş	Outlet Çıkış	Weight Ağırlık (Kg.)
3014SAEB15LR	14	300	2700	G 1/2"	G 1/2"	9,5
3017SAEB15LR	17,20	300	2700	G 1/2"	G 1/2"	10
3022SAEB15LR	22,10	300	2700	G 3/4"	G 1/2"	10,5
3027SAEB15LR	27,05	300	2700	G 3/4"	G 1/2"	11
3034SAEB15LR	34,30	285	2400	G 3/4"	G 3/4"	11,5
3038SAEB15LR	38,10	285	2200	G 3/4"	G 3/4"	11,8
3043SAEB15LR	43,20	270	2200	G 3/4"	G 3/4"	12
3051SAEB15LR	51,60	240	2200	G 1"	G 3/4"	12,5
3061SAEB15LR	61,80	220	1800	G 1"	G 1"	13
3067SAEB15LR	67,40	220	1800	G 1"	G 1"	13
3073SAEB15LR	73,10	210	1600	G 1 1/4"	G 1"	13,5
3082SAEB15LR	82,05	200	1500	G 1 1/4"	G 1"	14,7
3092SAEB15LR	92,10	200	1500	G 1 1/4"	G 1"	14,8
30100SAEB15LR	100,20	180	1500	G 1 1/4"	G 1"	15
30125SAEB15LR	125,60	160	1500	G 1 1/4"	G 1"	15,3




30 SERIES SAEB22K LEFT AND RIGHT GEAR PUMP


Product Number Ürün Numarası	Displacement İletim Hacmi (cm /rev at 1000 rpm)	Max. Pressure Maks.Basınç (bar)	Max.Speed Maks. Hız	Inlet Giriş	Outlet Çıkış	Weight Ağırlık (Kg.)
3014SAEB22KLR	14	300	2700	G 1/2"	G 1/2"	9,5
3017SAEB22KLR	17,20	300	2700	G 1/2"	G 1/2"	10
3022SAEB22KLR	22,10	300	2700	G 3/4"	G 1/2"	10,5
3027SAEB22KLR	27,05	300	2700	G 3/4"	G 1/2"	11
3034SAEB22KLR	34,30	285	2400	G 3/4"	G 3/4"	11,5
3038SAEB22KLR	38,10	285	2200	G 3/4"	G 3/4"	11,8
3043SAEB22KLR	43,20	270	2200	G 3/4"	G 3/4"	12
3051SAEB22KLR	51,60	240	2200	G 1"	G 3/4"	12,5
3061SAEB22KLR	61,80	220	1800	G 1"	G 1"	13
3067SAEB22KLR	67,40	220	1800	G 1"	G 1"	13
3073SAEB22KLR	73,10	210	1600	G 1 1/4"	G 1"	13,5
3082SAEB22KLR	82,05	200	1500	G 1 1/4"	G 1"	14,7
3092SAEB22KLR	92,10	200	1500	G 1 1/4"	G 1"	14,8
30100SAEB22KLR	100,20	180	1500	G 1 1/4"	G 1"	15
30125SAEB22KLR	125,60	160	1500	G 1 1/4"	G 1"	15,3


30 SERIES ISO 1 3/8 ASAE LEFT AND RIGHT GEAR PUMP


Product Number Ürün Numarası	Displacement İletim Hacmi (cm /rev at 1000 rpm)	Max. Pressure Maks.Basınç (bar)	Max.Speed Maks. Hız	Inlet Giriş	Outlet Çıkış	Weight Ağırlık (Kg.)
3014ASAELR	14	300	2700	G 1/2"	G 1/2"	11
3017ASAELR	17,20	300	2700	G 1/2"	G 1/2"	11,5
3022ASAELR	22,10	300	2700	G 3/4"	G 1/2"	12
3027ASAELR	27,05	300	2700	G 3/4"	G 1/2"	12,5
3034ASAELR	34,30	285	2400	G 3/4"	G 3/4"	12,8
3038ASAELR	38,10	285	2200	G 3/4"	G 3/4"	13
3043ASAELR	43,20	270	2200	G 3/4"	G 3/4"	13,3
3051ASAELR	51,60	240	2200	G 1"	G 3/4"	13,5
3061ASAELR	61,80	220	1800	G 1"	G 1"	14
3067ASAELR	67,40	220	1800	G 1"	G 1"	14,2
3073ASAELR	73,10	210	1600	G 1 1/4"	G 1"	14,5
3082ASAELR	82,05	200	1500	G 1 1/4"	G 1"	14,7
3092ASAELR	92,10	200	1500	G 1 1/4"	G 1"	14,8
30100ASAELR	100,20	180	1500	G 1 1/4"	G 1"	15
30125ASAELR	125,60	160	1500	G 1 1/4"	G 1"	15,3


30 SERIES TPK LEFT AND RIGHT GEAR PUMP


Product Number Ürün Numarası	Displacement İletim Hacmi (cm /rev at 1000 rpm)	Max. Pressure Maks.Basınç (bar)	Max.Speed Maks. Hız	Inlet Giriş	Outlet Çıkış	Weight Ağırlık (Kg.)
3022TPKLR	22,10	300	2700	5125M10	4019M8	11
3027TPKLR	27,05	300	2700	5125M10	4019M8	11,5
3034TPKLR	34,30	285	2400	5125M10	4019M8	12
3038TPKLR	38,10	285	2200	5125M10	4019M8	12,5
3043TPKLR	43,20	270	2200	5125M10	4019M8	12,8
3051TPKLR	51,60	240	2200	5125M10	4019M8	13
3061TPKLR	61,60	220	1800	5125M10	4019M8	15,3


30 SERIES UNI MECHANIC VALVE LEFT AND RIGHT GEAR PUMP

Product Number Ürün Numarası	Displacement İletim Hacmi (cm /rev at 1000 rpm)	Max. Pressure Maks.Basınç (bar)	Max.Speed Maks. Hız	Inlet Giriş	Outlet Çıkış	Weight Ağırlık (Kg.)
3043UNIMVLR	43,20	270	2200	G 3/4"	G 3/4"	13
3061UNIMVLR	61,80	220	1800	G 1"	G 1"	14
3082UNIMVLR	82,05	200	1500	G 1 1/4"	G 1"	15,7


30 SERIES MECHANIC VALVE BI-DIRECTIONAL GEAR PUMP

Product Number Ürün Numarası	Displacement İletim Hacmi (cm /rev at 1000 rpm)	Max. Pressure Maks.Basınç (bar)	Max.Speed Maks. Hız	Inlet Giriş	Outlet Çıkış	Weight Ağırlık (Kg.)
3061DPMBD	61,80	220	1800	G 1 1/4"	G 1"	17,5
3082DPMBD	82,05	200	1500	G 1 1/4"	G 1"	17,8
30109DPMBD	109,40	180	1500	G 1 1/4"	G 1"	18
40109DPMBD	109,40	240	1800	G 1 1/4"	G 1"	23



30 SERIES ISO BI-DIRECTIONAL GEAR PUMP

Product Number Ürün Numarası	Displacement İletim Hacmi (cm /rev at 1000 rpm)	Max. Pressure Maks.Basınç (bar)	Max.Speed Maks. Hız	Inlet Giriş	Outlet Çıkış	Weight Ağırlık (Kg.)
3014ISOBD	14	300	2700	G 1/2"	G 1/2"	11
3017ISOBD	17,20	300	2700	G 1/2"	G 1/2"	11,5
3022ISOBD	22,10	300	2700	G 1/2"	G 1/2"	12
3027ISOBD	27,05	300	2700	G 1/2"	G 1/2"	12,5
3034ISOBD	34,30	285	2400	G 3/4"	G 3/4"	12,8
3038ISOBD	38,10	285	2200	G 3/4"	G 3/4"	13
3043ISOBD	43,20	270	2200	G 3/4"	G 3/4"	13,3
3051ISOBD	51,60	240	2200	G 3/4"	G 3/4"	13,5
3061ISOBD	61,80	220	1800	G 1"	G 1"	14
3067ISOBD	67,40	220	1800	G 1"	G 1"	14,2
3073ISOBD	73,10	210	1600	G 1"	G 1"	14,5
3082ISOBD	82,05	200	1500	G 1"	G 1"	14,7
3092ISOBD	92,10	200	1500	G 1"	G 1"	14,8
30100ISOBD	100,20	180	1500	G 1 1/4"	G 1 1/4"	15
30125ISOBD	125,60	160	1500	G 1 1/4"	G 1 1/4"	15,3



30 SERIES UNI BI-DIRECTIONAL GEAR PUMP

Product Number Ürün Numarası	Displacement İletim Hacmi (cm /rev at 1000 rpm)	Max. Pressure Maks.Basınç (bar)	Max.Speed Maks. Hız	Inlet Giriş	Outlet Çıkış	Weight Ağırlık (Kg.)
3014UNIBD	14	300	2700	G 1/2"	G 1/2"	8,5
3017UNIBD	17,20	300	2700	G 1/2"	G 1/2"	9
3022UNIBD	22,10	300	2700	G 1/2"	G 1/2"	9,5
3027UNIBD	27,05	300	2700	G 1/2"	G 1/2"	10
3034UNIBD	34,30	285	2400	G 3/4"	G 3/4"	10,5
3038UNIBD	38,10	285	2200	G 3/4"	G 3/4"	10,8
3043UNIBD	43,20	270	2200	G 3/4"	G 3/4"	11
3051UNIBD	51,60	240	2200	G 3/4"	G 3/4"	11,5
3061UNIBD	61,80	220	2100	G 1"	G 1"	12
3067UNIBD	67,40	220	2100	G 1"	G 1"	12
3073UNIBD	73,10	210	2100	G 1"	G 1"	12,5
3082UNIBD	82,05	200	1800	G 1"	G 1"	13
3092UNIBD	92,10	200	1800	G 1"	G 1"	14,8
30100UNIBD	100,20	180	1700	G 1 1/4"	G 1 1/4"	15
30125UNIBD	125,60	160	1700	G 1 1/4"	G 1 1/4"	15,3




30 SERIES UNI T2 PNEUMATIC VALVE BI-DIRECTIONAL GEAR PUMP

Product Number Ürün Numarası	Displacement İletim Hacmi (cm /rev at 1000 rpm)	Max. Pressure Maks.Basınç (bar)	Max.Speed Maks. Hız	Inlet Giriş	Outlet Çıkış	Weight Ağırlık (Kg.)
3061DPVBD	61,80	220	2100	G 1 1/4"	G 1"	16,7
3082DPVBD	82,05	200	1800	G 1 1/4"	G 1"	16,9
3092DPVBD	92,10	200	1800	G 1 1/4"	G 1"	17


30 SERIES UNI22K BI-DIRECTIONAL GEAR PUMP

Product Number Ürün Numarası	Displacement İletim Hacmi (cm /rev at 1000 rpm)	Max. Pressure Maks.Basınç (bar)	Max.Speed Maks. Hız	Inlet Giriş	Outlet Çıkış	Weight Ağırlık (Kg.)
3014UNIKBD	14	300	2700	G 1/2"	G 1/2"	8,5
3017UNIKBD	17,20	300	2700	G 1/2"	G 1/2"	9
3022UNIKBD	22,10	300	2700	G 1/2"	G 1/2"	9,5
3027UNIKBD	27,05	300	2700	G 1/2"	G 1/2"	10
3034UNIKBD	34,30	285	2400	G 3/4"	G 3/4"	10,5
3038UNIKBD	38,10	285	2200	G 3/4"	G 3/4"	10,8
3043UNIKBD	43,20	270	2200	G 3/4"	G 3/4"	11
3051UNIKBD	51,60	240	2200	G 3/4"	G 3/4"	11,5
3061UNIKBD	61,80	220	1800	G 1"	G 1"	12
3067UNIKBD	67,40	220	1800	G 1"	G 1"	12
3073UNIKBD	73,10	210	1600	G 1"	G 1"	12,5
3082UNIKBD	82,05	200	1500	G 1"	G 1"	13
3092UNIKBD	92,10	200	1500	G 1"	G 1"	14,8
30100UNIKBD	100,20	180	1500	G 1 1/4"	G 1 1/4"	15
30125UNIKBD	125,60	160	1500	G 1 1/4"	G 1 1/4"	15,3



30 SERIES SAEB13 BI-DIRECTIONAL GEAR PUMP

Product Number Ürün Numarası	Displacement İletim Hacmi (cm /rev at 1000 rpm)	Max. Pressure Maks.Basınç (bar)	Max.Speed Maks. Hız	Inlet Giriş	Outlet Çıkış	Weight Ağırlık (Kg.)
3014SAEB13BD	14	300	2700	G 1/2"	G 1/2"	9,5
3017SAEB13BD	17,20	300	2700	G 1/2"	G 1/2"	10
3022SAEB13BD	22,10	300	2700	G 1/2"	G 1/2"	10,5
3027SAEB13BD	27,05	300	2700	G 1/2"	G 1/2"	11
3034SAEB13BD	34,30	285	2400	G 3/4"	G 3/4"	11,5
3038SAEB13BD	38,10	285	2200	G 3/4"	G 3/4"	11,8
3043SAEB13BD	43,20	270	2200	G 3/4"	G 3/4"	12
3051SAEB13BD	51,60	240	2200	G 3/4"	G 3/4"	12,5
3061SAEB13BD	61,80	220	1800	G 1"	G 1"	13
3067SAEB13BD	67,40	220	1800	G 1"	G 1"	13
3073SAEB13BD	73,10	210	1600	G 1"	G 1"	13,5
3082SAEB13BD	82,05	200	1500	G 1"	G 1"	14,7
3092SAEB13BD	92,10	200	1500	G 1"	G 1"	14,8
30100SAEB13BD	100,20	180	1500	G 1 1/4"	G 1 1/4"	15
30125SAEB13BD	125,60	160	1500	G 1 1/4"	G 1 1/4"	15,3




30 SERIES SAEB15 BI-DIRECTIONAL GEAR PUMP

Product Number Ürün Numarası	Displacement İletim Hacmi (cm /rev at 1000 rpm)	Max. Pressure Maks.Basınç (bar)	Max.Speed Maks. Hız	Inlet Giriş	Outlet Çıkış	Weight Ağırlık (Kg.)
3014SAEB15BD	14	300	2700	G 1/2"	G 1/2"	9,5
3017SAEB15BD	17,20	300	2700	G 1/2"	G 1/2"	10
3022SAEB15BD	22,10	300	2700	G 1/2"	G 1/2"	10,5
3027SAEB15BD	27,05	300	2700	G 1/2"	G 1/2"	11
3034SAEB15BD	34,30	285	2400	G 3/4"	G 3/4"	11,5
3038SAEB15BD	38,10	285	2200	G 3/4"	G 3/4"	11,8
3043SAEB15BD	43,20	270	2200	G 3/4"	G 3/4"	12
3051SAEB15BD	51,60	240	2200	G 3/4"	G 3/4"	12,5
3061SAEB15BD	61,80	220	1800	G 1"	G 1"	13
3067SAEB15BD	67,40	220	1800	G 1"	G 1"	13
3073SAEB15BD	73,10	210	1600	G 1"	G 1"	13,5
3082SAEB15BD	82,05	200	1500	G 1"	G 1"	14,7
3092SAEB15BD	92,10	200	1500	G 1"	G 1"	14,8
30100SAEB15BD	100,20	180	1500	G 1 1/4"	G 1 1/4"	15
30125SAEB15BD	125,60	160	1500	G 1 1/4"	G 1 1/4"	15,3




30 SERIES SAEB22K BI-DIRECTIONAL GEAR PUMP

Product Number Ürün Numarası	Displacement İletim Hacmi (cm /rev at 1000 rpm)	Max. Pressure Maks.Basınç (bar)	Max.Speed Maks. Hız	Inlet Giriş	Outlet Çıkış	Weight Ağırlık (Kg.)
3014SAEB22KBD	14	300	2700	G 1/2"	G 1/2"	9,5
3017SAEB22KBD	17,20	300	2700	G 1/2"	G 1/2"	10
3022SAEB22KBD	22,10	300	2700	G 1/2"	G 1/2"	10,5
3027SAEB22KBD	27,05	300	2700	G 1/2"	G 1/2"	11
3034SAEB22KBD	34,30	285	2400	G 3/4"	G 3/4"	11,5
3038SAEB22KBD	38,10	285	2200	G 3/4"	G 3/4"	11,8
3043SAEB22KBD	43,20	270	2200	G 3/4"	G 3/4"	12
3051SAEB22KBD	51,60	240	2200	G 3/4"	G 3/4"	12,5
3061SAEB22KBD	61,80	220	1800	G 1"	G 1"	13
3067SAEB22KBD	67,40	220	1800	G 1"	G 1"	13
3073SAEB22KBD	73,10	210	1600	G 1"	G 1"	13,5
3082SAEB22KBD	82,05	200	1500	G 1"	G 1"	14,7
3092SAEB22KBD	92,10	200	1500	G 1"	G 1"	14,8
30100SAEB22KBD	100,20	180	1500	G 1 1/4"	G 1 1/4"	15
30125SAEB22KBD	125,60	160	1500	G 1 1/4"	G 1 1/4"	15,3


30 SERIES ISO 1 3/8 ASAE BI-DIRECTIONAL GEAR PUMP

Product Number Ürün Numarası	Displacement İletim Hacmi (cm /rev at 1000 rpm)	Max. Pressure Maks.Basınç (bar)	Max.Speed Maks. Hız	Inlet Giriş	Outlet Çıkış	Weight Ağırlık (Kg.)
3014ASAEBD	14	300	2700	G 1/2"	G 1/2"	11
3017ASAEBD	17,20	300	2700	G 1/2"	G 1/2"	11,5
3022ASAEBD	22,10	300	2700	G 1/2"	G 1/2"	12
3027ASAEBD	27,05	300	2700	G 1/2"	G 1/2"	12,5
3034ASAEBD	34,30	285	2400	G 3/4"	G 3/4"	12,8
3038ASAEBD	38,10	285	2200	G 3/4"	G 3/4"	13
3043ASAEBD	43,20	270	2200	G 3/4"	G 3/4"	13,3
3051ASAEBD	51,60	240	2200	G 3/4"	G 3/4"	13,5
3061ASAEBD	61,80	220	1800	G 1"	G 1"	14
3067ASAEBD	67,40	220	1800	G 1"	G 1"	14,2
3073ASAEBD	73,10	210	1600	G 1"	G 1"	14,5
3082ASAEBD	82,05	200	1500	G 1"	G 1"	14,7
3092ASAEBD	92,10	200	1500	G 1"	G 1"	14,8
30100ASAEBD	100,20	180	1500	G 1 1/4"	G 1 1/4"	15
30125ASAEBD	125,60	160	1500	G 1 1/4"	G 1 1/4"	15,3



30 SERIES ISO TANDEM LEFT AND RIGHT GEAR PUMP

Product Number Ürün Numarası	Displacement İletim Hacmi (cm /rev at 1000 rpm)	Max. Pressure Maks.Basınç (bar)	Max.Speed Maks. Hız	Inlet Giriş	Outlet Çıkış	Weight Ağırlık (Kg.)
3017ISOTANLR	17,20	300	2700	G 1/2"	G 1/2"	11,5
3022ISOTANLR	22,10	290	2700	G 3/4"	G 1/2"	12
3027ISOTANLR	27,05	290	2700	G 3/4"	G 1/2"	12,5
3034ISOTANLR	34,30	285	2400	G 3/4"	G 3/4"	12,8
3038ISOTANLR	38,10	285	2200	G 3/4"	G 3/4"	13
3043ISOTANLR	43,20	280	2200	G 3/4"	G 3/4"	13,3
3051ISOTANLR	51,60	240	2200	G 1"	G 3/4"	13,5
3061ISOTANLR	61,80	230	1800	G 1"	G 1"	14
3067ISOTANLR	67,40	230	1800	G 1"	G 1"	14,2
3073ISOTANLR	73,10	210	1600	G 1"	G 1"	14,5
3082ISOTANLR	82,05	210	1500	G 1 1/4"	G 1"	14,7
3092ISOTANLR	92,10	205	1500	G 1 1/4"	G 1"	15,5




30 SERIES UNI TANDEM LEFT AND RIGHT GEAR PUMP

Product Number Ürün Numarası	Displacement İletim Hacmi (cm /rev at 1000 rpm)	Max. Pressure Maks.Basınç (bar)	Max.Speed Maks. Hız	Inlet Giriş	Outlet Çıkış	Weight Ağırlık (Kg.)
3017UNITANLR	17,20	300	2700	G 1/2"	G 1/2"	11,5
3022UNITANLR	22,10	290	2700	G 3/4"	G 1/2"	12
3027UNITANLR	27,05	290	2700	G 3/4"	G 1/2"	12,5
3034UNITANLR	34,30	285	2400	G 3/4"	G 3/4"	12,8
3038UNITANLR	38,10	285	2200	G 3/4"	G 3/4"	13
3043UNITANLR	43,20	280	2200	G 3/4"	G 3/4"	13,3
3051UNITANLR	51,60	240	2200	G 1"	G 3/4"	13,5
3061UNITANLR	61,80	230	1800	G 1"	G 1"	14
3067UNITANLR	67,40	230	1800	G 1"	G 1"	14,2
3073UNITANLR	73,10	210	1600	G 1 1/4"	G 1"	14,5
3082UNITANLR	82,05	210	1500	G 1 1/4"	G 1"	14,7
3092UNITANLR	92,10	205	1500	G 1 1/4"	G 1"	15,5




30 SERIES UNI TANDEM22K LEFT AND RIGHT GEAR PUMP

Product Number Ürün Numarası	Displacement İletim Hacmi (cm /rev at 1000 rpm)	Max. Pressure Maks.Basınç (bar)	Max.Speed Maks. Hız	Inlet Giriş	Outlet Çıkış	Weight Ağırlık (Kg.)
3017UNITAN22KLR	17,20	300	2700	G 1/2"	G 1/2"	11,5
3022UNITAN22KLR	22,10	290	2700	G 3/4"	G 1/2"	12
3027UNITAN22KLR	27,05	290	2700	G 3/4"	G 1/2"	12,5
3034UNITAN22KLR	34,30	285	2400	G 3/4"	G 3/4"	12,8
3038UNITAN22KLR	38,10	285	2200	G 3/4"	G 3/4"	13
3043UNITAN22KLR	43,20	280	2200	G 3/4"	G 3/4"	13,3
3051UNITAN22KLR	51,60	240	2200	G 1"	G 3/4"	13,5
3061UNITAN22KLR	61,80	230	1800	G 1"	G 1"	14
3067UNITAN22KLR	67,40	230	1800	G 1"	G 1"	14,2
3073UNITAN22KLR	73,10	210	1600	G 1 1/4"	G 1"	14,5
3082UNITAN22KLR	82,05	210	1500	G 1 1/4"	G 1"	14,7
3092UNITAN22KLR	92,10	205	1500	G 1 1/4"	G 1"	15,5




30 SERIES SAEB13 TEETH TANDEM LEFT AND RIGHT GEAR PUMP


Product Number Ürün Numarası	Displacement İletim Hacmi (cm /rev at 1000 rpm)	Max. Pressure Maks.Basınç (bar)	Max.Speed Maks. Hız	Inlet Giriş	Outlet Çıkış	Weight Ağırlık (Kg.)
3017SAEB13TANLR	17,20	300	2700	G 1/2"	G 1/2"	11,5
3022SAEB13TANLR	22,10	290	2700	G 3/4"	G 1/2"	12
3027SAEB13TANLR	27,05	290	2700	G 3/4"	G 1/2"	12,5
3034SAEB13TANLR	34,30	285	2400	G 3/4"	G 3/4"	12,8
3038SAEB13TANLR	38,10	285	2200	G 3/4"	G 3/4"	13
3043SAEB13TANLR	43,20	280	2200	G 3/4"	G 3/4"	13,3
3051SAEB13TANLR	51,60	240	2200	G 1"	G 3/4"	13,5
3061SAEB13TANLR	61,80	230	1800	G 1"	G 1"	14
3067SAEB13TANLR	67,40	230	1800	G 1"	G 1"	14,2
3073SAEB13TANLR	73,10	210	1600	G 1 1/4"	G 1"	14,5
3082SAEB13TANLR	82,05	210	1500	G 1 1/4"	G 1"	14,7
3092SAEB13TANLR	92,10	200	1500	G 1 1/4"	G 1"	15,5


30 SERIES SAEB15 TEETH TANDEM LEFT AND RIGHT GEAR PUMP


Product Number Ürün Numarası	Displacement İletim Hacmi (cm /rev at 1000 rpm)	Max. Pressure Maks.Basınç (bar)	Max.Speed Maks. Hız	Inlet Giriş	Outlet Çıkış	Weight Ağırlık (Kg.)
3017SAEB15TANLR	17,20	300	2700	G 1/2"	G 1/2"	11,5
3022SAEB15TANLR	22,10	290	2700	G 3/4"	G 1/2"	12
3027SAEB15TANLR	27,05	290	2700	G 3/4"	G 1/2"	12,5
3034SAEB15TANLR	34,30	285	2400	G 3/4"	G 3/4"	12,8
3038SAEB15TANLR	38,10	285	2200	G 3/4"	G 3/4"	13
3043SAEB15TANLR	43,20	280	2200	G 3/4"	G 3/4"	13,3
3051SAEB15TANLR	51,60	240	2200	G 1"	G 3/4"	13,5
3061SAEB15TANLR	61,80	230	1800	G 1"	G 1"	14
3067SAEB15TANLR	67,40	230	1800	G 1"	G 1"	14,2
3073SAEB15TANLR	73,10	210	1600	G 1 1/4"	G 1"	14,5
3082SAEB15TANLR	82,05	210	1500	G 1 1/4"	G 1"	14,7
3092SAEB15TANLR	92,10	200	1500	G 1 1/4"	G 1"	15,5


30 SERIES SAEB22 KEY TANDEM LEFT AND RIGHT GEAR PUMP

Product Number Ürün Numarası	Displacement İletim Hacmi (cm /rev at 1000 rpm)	Max. Pressure Maks.Basınç (bar)	Max.Speed Maks. Hız	Inlet Giriş	Outlet Çıkış	Weight Ağırlık (Kg.)
3017SAEB22KTANLR	17,20	300	2700	G 1/2"	G 1/2"	11,5
3022SAEB22KTANLR	22,10	290	2700	G 3/4"	G 1/2"	12
3027SAEB22KTANLR	27,05	290	2700	G 3/4"	G 1/2"	12,5
3034SAEB22KTANLR	34,30	285	2400	G 3/4"	G 3/4"	12,8
3038SAEB22KTANLR	38,10	285	2200	G 3/4"	G 3/4"	13
3043SAEB22KTANLR	43,20	280	2200	G 3/4"	G 3/4"	13,3
3051SAEB22KTANLR	51,60	240	2200	G 1"	G 3/4"	13,5
3061SAEB22KTANLR	61,80	230	1800	G 1"	G 1"	14
3067SAEB22KTANLR	67,40	230	1800	G 1"	G 1"	14,2
3073SAEB22KTANLR	73,10	210	1600	G 1 1/4"	G 1"	14,5
3082SAEB22KTANLR	82,05	210	1500	G 1 1/4"	G 1"	14,7
3092SAEB22KTANLR	92,10	205	1500	G 1 1/4"	G 1"	15,5



30 SERIES ISO 1 3/8 ASAE TANDEM LEFT AND RIGHT GEAR PUMP

Product Number Ürün Numarası	Displacement İletim Hacmi (cm /rev at 1000 rpm)	Max. Pressure Maks.Basınç (bar)	Max.Speed Maks. Hız	Inlet Giriş	Outlet Çıkış	Weight Ağırlık (Kg.)
3017ASAETANLR	17,20	300	2700	G 1/2"	G 1/2"	11,5
3022ASAETANLR	22,10	290	2700	G 3/4"	G 1/2"	12
3027ASAETANLR	27,05	290	2700	G 3/4"	G 1/2"	12,5
3034ASAETANLR	34,30	285	2400	G 3/4"	G 3/4"	12,8
3038ASAETANLR	38,10	285	2200	G 3/4"	G 3/4"	13
3043ASAETANLR	43,20	280	2200	G 3/4"	G 3/4"	13,3
3051ASAETANLR	51,60	240	2200	G 1"	G 3/4"	13,5
3061ASAETANLR	61,80	230	1800	G 1"	G 1"	14
3067ASAETANLR	67,40	230	1800	G 1"	G 1"	14,2
3073ASAETANLR	73,10	210	1600	G 1 1/4"	G 1"	14,5
3082ASAETANLR	82,05	210	1500	G 1 1/4"	G 1"	14,7
3092ASAETANLR	92,10	200	1500	G 1 1/4"	G 1"	15,5




30 SERIES TPK TANDEM LEFT AND RIGHT GEAR PUMP

Product Number Ürün Numarası	Displacement İletim Hacmi (cm /rev at 1000 rpm)	Max. Pressure Maks.Basınç (bar)	Max.Speed Maks. Hız	Inlet Giriş	Outlet Çıkış	Weight Ağırlık (Kg.)
3022TPK2P1LR	22,10	290	2700	5125M10	4019M8	12
3027TPK2P1LR	27,05	290	2700	5125M10	4019M8	12,5
3034TPK2P1LR	34,30	285	2400	5125M10	4019M8	12,8
3038TPK2P1LR	38,10	285	2200	5125M10	4019M8	13
3043TPK2P1LR	43,20	280	2200	5125M10	4019M8	13,3
3051TPK2P1LR	51,60	240	2200	5125M10	4019M8	13,5
3061TPK2P1LR	61,80	230	2100	5125M10	4019M8	14




30 SERIES UNI22K TANDEM ADAPTER LEFT AND RIGHT GEAR PUMP

Product Number Ürün Numarası	Displacement İletim Hacmi (cm /rev at 1000 rpm)	Max. Pressure Maks.Basınç (bar)	Max.Speed Maks. Hız	Inlet Giriş	Outlet Çıkış	Weight Ağırlık (Kg.)
3022UNI22KTANADAPLR	22,10	290	2700	5125M10	4019M8	12
3027UNI22KTANADAPLR	27,05	290	2700	5125M10	4019M8	12,5
3034UNI22KTANADAPLR	34,30	285	2400	5125M10	4019M8	12,8
3038UNI22KTANADAPLR	38,10	285	2200	5125M10	4019M8	13
3043UNI22KTANADAPLR	43,20	280	2200	5125M10	4019M8	13,3
3051UNI22KTANADAPLR	51,60	240	2200	5125M10	4019M8	13,5
3061UNI22KTANADAPLR	61,80	230	2100	5125M10	4019M8	14




30 SERIES SAEB13 TEETH TANDEM ADAPTER LEFT AND RIGHT

Product Number Ürün Numarası	Displacement İletim Hacmi (cm /rev at 1000 rpm)	Max. Pressure Maks.Basınç (bar)	Max.Speed Maks. Hız	Inlet Giriş	Outlet Çıkış	Weight Ağırlık (Kg.)
3022SAEB13TANADAPLR	22,10	290	2700	5125M10	4019M8	12
3027SAEB13TANADAPLR	27,05	290	2700	5125M10	4019M8	12,5
3034SAEB13TANADAPLR	34,30	285	2400	5125M10	4019M8	12,8
3038SAEB13TANADAPLR	38,10	285	2200	5125M10	4019M8	13
3043SAEB13TANADAPLR	43,20	280	2200	5125M10	4019M8	13,3
3051SAEB13TANADAPLR	51,60	240	2200	5125M10	4019M8	13,5



30 SERIES SAEB15 TEETH TANDEM ADAPTER LEFT AND RIGHT


Product Number Ürün Numarası	Displacement İletim Hacmi (cm /rev at 1000 rpm)	Max. Pressure Maks.Basınç (bar)	Max.Speed Maks. Hız	Inlet Giriş	Outlet Çıkış	Weight Ağırlık (Kg.)
3022SAEB15TANADAPLR	22,10	290	2700	5125M10	4019M8	12
3027SAEB15TANADAPLR	27,05	290	2700	5125M10	4019M8	12,5
3034SAEB15TANADAPLR	34,30	285	2400	5125M10	4019M8	12,8
3038SAEB15TANADAPLR	38,10	285	2200	5125M10	4019M8	13
3043SAEB15TANADAPLR	43,20	280	2200	5125M10	4019M8	13,3
3051SAEB15TANADAPLR	51,60	240	2200	5125M10	4019M8	13,5
3061SAEB15TANADAPLR	61,80	230	2100	5125M10	4019M8	14


30 SERIES SAEB22 KEY TANDEM ADAPTER LEFT AND RIGHT

Product Number Ürün Numarası	Displacement İletim Hacmi (cm /rev at 1000 rpm)	Max. Pressure Maks.Basınç (bar)	Max.Speed Maks. Hız	Inlet Giriş	Outlet Çıkış	Weight Ağırlık (Kg.)
3022SAEB22KTANADAPLR	22,10	290	2700	5125M10	4019M8	12
3027SAEB22KTANADAPLR	27,05	290	2700	5125M10	4019M8	12,5
3034SAEB22KTANADAPLR	34,30	285	2400	5125M10	4019M8	12,8
3038SAEB22KTANADAPLR	38,10	285	2200	5125M10	4019M8	13
3043SAEB22KTANADAPLR	43,20	280	2200	5125M10	4019M8	13,3
3051SAEB22KTANADAPLR	51,60	240	2200	5125M10	4019M8	13,5
3061SAEB22KTANADAPLR	61,80	230	2100	5125M10	4019M8	14


30 SERIES UNI HIDROMOTOR BI-DIRECTIONAL GEAR PUMP

Product Number Ürün Numarası	Displacement İletim Hacmi (cm /rev at 1000 rpm)	Max. Pressure Maks.Basınç (bar)	Max.Speed Maks. Hız	Inlet Giriş	Outlet Çıkış	Weight Ağırlık (Kg.)
3014UNIHMBD	14	300	2700	G 1/2"	G 1/2"	8,5
3017UNIHMBD	17,20	300	2700	G 1/2"	G 1/2"	9
3022UNIHMBD	22,10	300	2700	G 1/2"	G 1/2"	9,5
3027UNIHMBD	27,05	300	2700	G 1/2"	G 1/2"	10
3034UNIHMBD	34,30	285	2400	G 3/4"	G 3/4"	10,5
3038UNIHMBD	38,10	285	2200	G 3/4"	G 3/4"	10,8
3043UNIHMBD	43,20	270	2200	G 3/4"	G 3/4"	11
3051UNIHMBD	51,60	240	2200	G 3/4"	G 3/4"	11,5
3061UNIHMBD	61,80	220	1800	G 1"	G 1"	12
3067UNIHMBD	67,40	220	1800	G 1"	G 1"	12
3073UNIHMBD	73,10	210	1600	G 1"	G 1"	12,5
3082UNIHMBD	82,05	200	1500	G 1"	G 1"	13
3092UNIHMBD	92,10	200	1500	G 1"	G 1"	14,8
30100UNIHMBD	100,20	180	1500	G 1 1/4"	G 1 1/4"	15
30125UNIHMBD	125,60	160	1500	G 1 1/4"	G 1 1/4"	15,3


30 SERIES SAEB BI-DIRECTIONAL GEAR PUMP



Product Number Ürün Numarası	Displacement İletim Hacmi (cm /rev at 1000 rpm)	Max. Pressure Maks.Basınç (bar)	Max.Speed Maks. Hız	Inlet Giriş	Outlet Çıkış	Weight Ağırlık (Kg.)
3014SAEBBD	14	300	2700	G 1/2"	G 1/2"	9,5
3017SAEBBD	17,20	300	2700	G 1/2"	G 1/2"	10
3022SAEBBD	22,10	300	2700	G 1/2"	G 1/2"	10,5
3027SAEBBD	27,05	300	2700	G 1/2"	G 1/2"	11
3034SAEBBD	34,30	285	2400	G 3/4"	G 3/4"	11,5
3038SAEBBD	38,10	285	2200	G 3/4"	G 3/4"	11,8
3043SAEBBD	43,20	270	2200	G 3/4"	G 3/4"	12
3051SAEBBD	51,60	240	2200	G 3/4"	G 3/4"	12,5
3061SAEBBD	61,80	220	1800	G 1"	G 1"	13
3067SAEBBD	67,40	220	1800	G 1"	G 1"	13
3073SAEBBD	73,10	210	1600	G 1"	G 1"	13,5
3082SAEBBD	82,05	200	1500	G 1"	G 1"	14,7
3092SAEBBD	92,10	200	1500	G 1"	G 1"	14,8
30100SAEBBD	100,20	180	1500	G 1 1/4"	G 1 1/4"	15
30125SAEBBD	125,60	160	1500	G 1 1/4"	G 1 1/4"	15,3







30 SERIES ISO TRC LEFT AND RIGHT GEAR PUMP						
Product Number Ürün Numarası	Displacement İletim Hacmi (cm /rev at 1000 rpm)	Max. Pressure Maks.Basınç (bar)	Max.Speed Maks. Hız	Inlet Giriş	Outlet Çıkış	Weight Ağırlık (Kg.)
3014ISOTRCLR	14	300	2700	G 1/2"	G 1/2"	11
3017ISOTRCLR	17,20	300	2700	G 1/2"	G 1/2"	11,5
3022ISOTRCLR	22,10	300	2700	G 1/2"	G 1/2"	12
3027ISOTRCLR	27,05	300	2700	G 1/2"	G 1/2"	12,5
3034ISOTRCLR	34,30	285	2400	G 3/4"	G 3/4"	12,8
3038ISOTRCLR	38,10	285	2200	G 3/4"	G 3/4"	13
3043ISOTRCLR	43,20	270	2200	G 3/4"	G 3/4"	13,3
3051ISOTRCLR	51,60	240	2200	G 3/4"	G 3/4"	13,5
3061ISOTRCLR	61,80	220	1800	G 1"	G 1"	14
3067ISOTRCLR	67,40	220	1800	G 1"	G 1"	14,2
3073ISOTRCLR	73,10	210	1600	G 1"	G 1"	14,5
3082ISOTRCLR	82,05	200	1500	G 1"	G 1"	14,7
3092ISOTRCLR	92,10	200	1500	G 1"	G 1"	14,8
30100ISOTRCLR	100,20	180	1500	G 1 1/4"	G 1 1/4"	15
30125ISOTRCLR	125,60	160	1500	G 1 1/4"	G 1 1/4"	15,3







30 SERIES ISO TRC BI-DIRECTIONAL GEAR PUMP						
Product Number Ürün Numarası	Displacement İletim Hacmi (cm /rev at 1000 rpm)	Max. Pressure Maks.Basınç (bar)	Max.Speed Maks. Hız	Inlet Giriş	Outlet Çıkış	Weight Ağırlık (Kg.)
3014ISOTRCBD	14	300	2700	G 1/2"	G 1/2"	11
3017ISOTRCBD	17,20	300	2700	G 1/2"	G 1/2"	11,5
3022ISOTRCBD	22,10	300	2700	G 1/2"	G 1/2"	12
3027ISOTRCBD	27,05	300	2700	G 1/2"	G 1/2"	12,5
3034ISOTRCBD	34,30	285	2400	G 3/4"	G 3/4"	12,8
3038ISOTRCBD	38,10	285	2200	G 3/4"	G 3/4"	13
3043ISOTRCBD	43,20	270	2200	G 3/4"	G 3/4"	13,3
3051ISOTRCBD	51,60	240	2200	G 3/4"	G 3/4"	13,5
3061ISOTRCBD	61,80	220	1800	G 1"	G 1"	14
3067ISOTRCBD	67,40	220	1800	G 1"	G 1"	14,2
3073ISOTRCBD	73,10	210	1600	G 1"	G 1"	14,5
3082ISOTRCBD	82,05	200	1500	G 1"	G 1"	14,7
3092ISOTRCBD	92,10	200	1500	G 1"	G 1"	14,8
30100ISOTRCBD	100,20	180	1500	G 1 1/4"	G 1 1/4"	15
30125ISOTRCBD	125,60	160	1500	G 1 1/4"	G 1 1/4"	15,3



35 SERIES ISO LEFT AND RIGH GEAR PUMP							
Product Number Ürün Numarası	Displacement İletim Hacmi (cm /rev at 1000 rpm)	Max. Pressure Maks.Basınç (bar)	Max.Speed Maks. Hız	Inlet Giriş	Outlet Çıkış	Weight Ağırlık (Kg.)	
3560ISOLR	60,10	260	1800	G1"	G1"	17,1	 
3573ISOLR	73,10	255	1800	G1 1/4"	G1"	17,5	
3590ISOLR	90,05	250	1800	G1 1/4"	G1"	18,1	
35100ISOLR	100,30	240	1800	G1 1/4"	G1"	18,4	
35110ISOLR	110,10	230	1800	G1 1/4"	G1"	18,7	
35125ISOLR	125,20	220	1800	G1 1/4"	G1"	19,1	



35 SERIES UNI LEFT AND RIGH GEAR PUMP							
Product Number Ürün Numarası	Displacement İletim Hacmi (cm /rev at 1000 rpm)	Max. Pressure Maks.Basınç (bar)	Max.Speed Maks. Hız	Inlet Giriş	Outlet Çıkış	Weight Ağırlık (Kg.)	
3560UNILR	60,10	260	1800	G1"	G1"	16,1	 
3573UNILR	73,10	255	1800	G1 1/4"	G1"	16,5	
3590UNILR	90,05	250	1800	G1 1/4"	G1"	17,1	
35100UNILR	100,30	240	1800	G1 1/4"	G1"	17,4	
35110UNILR	110,10	230	1800	G1 1/4"	G1"	17,7	
35125UNILR	125,20	220	1800	G1 1/4"	G1"	18,1	



35 SERIES ISO BI-DIRECTIONAL GEAR PUMP							
Product Number Ürün Numarası	Displacement İletim Hacmi (cm /rev at 1000 rpm)	Max. Pressure Maks.Basınç (bar)	Max.Speed Maks. Hız	Inlet Giriş	Outlet Çıkış	Weight Ağırlık (Kg.)	
3560ISOBD	60,10	260	1800	G1"	G1"	17,1	 
3573ISOBD	73,10	255	1800	G1 1/4"	G1 1/4"	17,5	
3590ISOBD	90,05	250	1800	G1 1/4"	G1 1/4"	18,1	
35100ISOBD	100,30	240	1800	G1 1/4"	G1 1/4"	18,4	
35110ISOBD	110,10	230	1800	G1 1/4"	G1 1/4"	18,7	
35125ISOBD	125,20	220	1800	G1 1/4"	G1 1/4"	19,1	

35 SERIES UNI BI-DIRECTIONAL GEAR PUMP							
Product Number Ürün Numarası	Displacement İletim Hacmi (cm /rev at 1000 rpm)	Max. Pressure Maks.Basınç (bar)	Max.Speed Maks. Hız	Inlet Giriş	Outlet Çıkış	Weight Ağırlık (Kg.)	
3560UNIBD	60,10	260	1800	G1"	G1"	16,1	 
3573UNIBD	73,10	255	1800	G1 1/4"	G1 1/4"	16,5	
3590UNIBD	90,05	250	1800	G1 1/4"	G1 1/4"	17,1	
35100UNIBD	100,30	240	1800	G1 1/4"	G1 1/4"	17,4	
35110UNIBD	110,10	230	1800	G1 1/4"	G1 1/4"	17,7	
35125UNIBD	125,20	220	1800	G1 1/4"	G1 1/4"	18,1	

40 SERIES ISO LEFT AND RIGHT GEAR PUMP							
Product Number Ürün Numarası	Displacement İletim Hacmi (cm /rev at 1000 rpm)	Max. Pressure Maks.Basınç (bar)	Max.Speed Maks. Hız	Inlet Giriş	Outlet Çıkış	Weight Ağırlık (Kg.)	
4063ISOLR	63,10	285	1800	G1"	G 3/4"	19,2	 
4073ISOLR	73,05	280	1800	G1 1/4"	G1"	19,5	
4087ISOLR	87,30	270	1800	G1 1/4"	G1"	20,2	
40100ISOLR	100,10	265	1800	G1 1/4"	G1"	21,1	
40109ISOLR	109,20	260	1800	G1 1/4"	G1"	22,3	
40133ISOLR	133,60	240	1500	G1 1/2"	G1"	23,2	
40151ISOLR	151,80	210	1500	G1 1/2"	G1"	24,1	

40 SERIES UNI LEFT AND RIGHT GEAR PUMP							
Product Number Ürün Numarası	Displacement İletim Hacmi (cm /rev at 1000 rpm)	Max. Pressure Maks.Basınç (bar)	Max.Speed Maks. Hız	Inlet Giriş	Outlet Çıkış	Weight Ağırlık (Kg.)	
4063UNILR	63,10	285	1800	G1"	G 3/4"	18,2	 
4073UNILR	73,05	280	1800	G1 1/4"	G1"	18,5	
4087UNILR	87,30	270	1800	G1 1/4"	G1"	19,2	
40100UNILR	100,10	265	1800	G1 1/4"	G1"	20,1	
40109UNILR	109,20	260	1800	G1 1/4"	G1"	21,3	
40133UNILR	133,60	240	1500	G1 1/2"	G1"	22,2	
40151UNILR	151,80	210	1500	G1 1/2"	G1"	23,1	

40 SERIES ISO ASAE LEFT AND RIGHT GEAR PUMP							
Product Number Ürün Numarası	Displacement İletim Hacmi (cm /rev at 1000 rpm)	Max. Pressure Maks.Basınç (bar)	Max.Speed Maks. Hız	Inlet Giriş	Outlet Çıkış	Weight Ağırlık (Kg.)	
4063ISOASAELR	63,10	285	1800	G1"	G 3/4"	19,2	 
4073ISOASAELR	73,05	280	1800	G1 1/4"	G1"	19,5	
4087ISOASAELR	87,30	270	1800	G1 1/4"	G1"	20,2	
40100ISOASAELR	100,10	265	1800	G1 1/4"	G1"	21,1	
40109ISOASAELR	109,20	260	1800	G1 1/4"	G1"	22,3	
40133ISOASAELR	133,60	240	1500	G1 1/2"	G1"	23,2	
40151ISOASAELR	151,80	210	1500	G1 1/2"	G1"	24,1	

40 SERIES ISO TANDEM LEFT AND RIGHT GEAR PUMP							
Product Number Ürün Numarası	Displacement İletim Hacmi (cm /rev at 1000 rpm)	Max. Pressure Maks.Basınç (bar)	Max.Speed Maks. Hız	Inlet Giriş	Outlet Çıkış	Weight Ağırlık (Kg.)	
4063ISOTANLR	63,10	285	1800	G1"	G 3/4"	20,2	 
4073ISOTANLR	73,05	280	1800	G1 1/4"	G1"	20,5	
4087ISOTANLR	87,30	270	1800	G1 1/4"	G1"	21,2	
40100ISOTANLR	100,10	265	1800	G1 1/4"	G1"	22,1	
40109ISOTANLR	109,20	260	1800	G1 1/4"	G1"	23,3	
40133ISOTANLR	133,60	240	1500	G1 1/2"	G1"	24,2	
40151ISOTANLR	151,80	210	1500	G1 1/2"	G1"	25,1	

40 SERIES UNI TANDEM LEFT AND RIGHT GEAR PUMP						
Product Number Ürün Numarası	Displacement İletim Hacmi (cm /rev at 1000 rpm)	Max. Pressure Maks.Basınç (bar)	Max.Speed Maks. Hız	Inlet Giriş	Outlet Çıkış	Weight Ağırlık (Kg.)
4063UNITANLR	63,10	285	1800	G1"	G 3/4"	19,2
4073UNITANLR	73,05	280	1800	G1 1/4"	G1"	19,5
4087UNITANLR	87,30	270	1800	G1 1/4"	G1"	20,2
40100UNITANLR	100,10	265	1800	G1 1/4"	G1"	21,1
40109UNITANLR	109,20	260	1800	G1 1/4"	G1"	22,3
40133UNITANLR	133,60	240	1500	G1 1/2"	G1"	23,2
40151UNITANLR	151,80	210	1500	G1 1/2"	G1"	24,1

40 SERIES ISO ASAE TANDEM LEFT AND RIGHT GEAR PUMP						
Product Number Ürün Numarası	Displacement İletim Hacmi (cm /rev at 1000 rpm)	Max. Pressure Maks.Basınç (bar)	Max.Speed Maks. Hız	Inlet Giriş	Outlet Çıkış	Weight Ağırlık (Kg.)
4063ISOASAETANLR	63,10	285	1800	G1"	G 3/4"	20,2
4073ISOASAETANLR	73,05	280	1800	G1 1/4"	G1"	20,5
4087ISOASAETANLR	87,30	270	1800	G1 1/4"	G1"	21,2
40100ISOASAETANLR	100,10	265	1800	G1 1/4"	G1"	22,1
40109ISOASAETANLR	109,20	260	1800	G1 1/4"	G1"	23,3
40133ISOASAETANLR	133,60	240	1500	G1 1/2"	G1"	24,2
40151ISOASAETANLR	151,80	210	1500	G1 1/2"	G1"	25,1

PISTON PUMP ISOTWIN BI-DIRECTIONAL						
Product Number Ürün Numarası	Displacement İletim Hacmi (cm /rev at 1000 rpm)	Max. Pressure Maks.Basınç (bar)	Max.Speed Maks. Hız	Inlet Giriş	Outlet Çıkış	Weight Ağırlık (Kg.)
PP20ISOTWBD	20,10	350	1800	G1 1/4"	G1"	14,1
PP26ISOTWBD	26,05	350	1800	G1 1/4"	G1"	14,1
PP34ISOTWBD	34,30	350	1800	G1 1/4"	G1"	14,1
PP42ISOTWBD	42,10	350	1800	G1 1/4"	G1"	14,1
PP46ISOTWBD	46,20	350	1800	G1 1/4"	G1"	14,1
PP52ISOTWBD	52,60	350	1800	G1 1/4"	G1"	14,1
PP55ISOTWBD	55,80	300	1500	G1 1/4"	G1"	14,1
PP60ISOTWBD	60,80	300	1500	G1 1/4"	G1"	14,1

9 PISTON PUMP ISO BI-DIRECTIONAL						
Product Number Ürün Numarası	Displacement İletim Hacmi (cm /rev at 1000 rpm)	Max. Pressure Maks.Basınç (bar)	Max.Speed Maks. Hız	Inlet Giriş	Outlet Çıkış	Weight Ağırlık (Kg.)
PP60ISOBD	60,10	270	1500	G1 1/4"	G1"	20,4
PP82ISOBD	80,20	270	1500	G1 1/4"	G1"	20,5



PISTON PUMP ISO BI-DIRECTIONAL

Product Number Ürün Numarası	Displacement İletim Hacmi (cm /rev at 1000 rpm)	Max. Pressure Maks.Basınç (bar)	Max.Speed Maks. Hız	Inlet Giriş	Outlet Çıkış	Weight Ağırlık (Kg.)
PP20ISOBD	20,10	350	1800	G1 1/4"	G1"	15,1
PP26ISOBD	26,05	350	1800	G1 1/4"	G1"	15,1
PP34ISOBD	34,30	350	1800	G1 1/4"	G1"	15,1
PP42ISOBD	42,10	350	1800	G1 1/4"	G1"	15,1
PP46ISOBD	46,20	350	1800	G1 1/4"	G1"	15,1
PP52ISOBD	52,60	350	1800	G1" 1/4	G1"	15,1
PP55ISOBD	55,80	300	1500	G1" 1/4	G1"	15,1
PP60ISOBD	60,80	300	1500	G1" 1/4	G1"	15,1



PISTON PUMP UNI BI-DIRECTIONAL

Product Number Ürün Numarası	Displacement İletim Hacmi (cm /rev at 1000 rpm)	Max. Pressure Maks.Basınç (bar)	Max.Speed Maks. Hız	Inlet Giriş	Outlet Çıkış	Weight Ağırlık (Kg.)
PP20UNIBD	20,10	350	1800	G1 1/4"	G1"	14,1
PP26UNIBD	26,05	350	1800	G1 1/4"	G1"	14,1
PP34UNIBD	34,30	350	1800	G1 1/4"	G1"	14,1
PP42UNIBD	42,10	350	1800	G1 1/4"	G1"	14,1
PP46UNIBD	46,20	350	1800	G1 1/4"	G1"	14,1
PP52UNIBD	52,60	350	1800	G1 1/4"	G1"	14,1
PP55UNIBD	55,80	300	1500	G1 1/4"	G1"	14,1
PP60UNIBD	60,80	300	1500	G1 1/4"	G1"	14,1



PISTON PUMP ISO BI-DIRECTIONAL

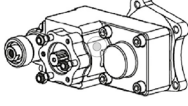

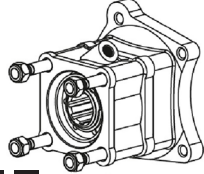

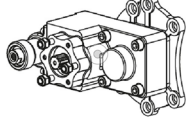

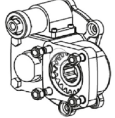

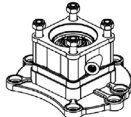

Product Number Ürün Numarası	Displacement İletim Hacmi (cm /rev at 1000 rpm)	Max. Pressure Maks.Basınç (bar)	Max.Speed Maks. Hız	Inlet Giriş	Outlet Çıkış	Weight Ağırlık (Kg.)
PP62ISOBD	62,10	350	1800	G1 1/2"	G1"	20,6
PP70ISOBD	70,05	350	1800	G1 1/2"	G1"	20,6
PP80ISOBD	80,30	350	1800	G1 1/2"	G1"	20,6
PP90ISOBD	90,10	350	1800	G1 1/2"	G1"	20,6
PP100ISOBD	100,20	350	1800	G1 1/2"	G1"	20,6
PP110ISOBD	110,60	350	1800	G1 1/2"	G1"	20,6

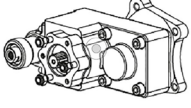

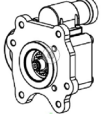

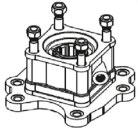

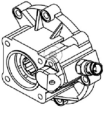

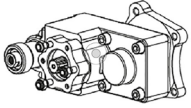



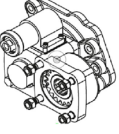

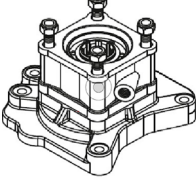

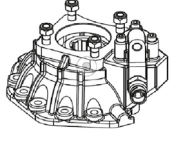

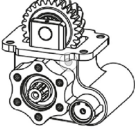

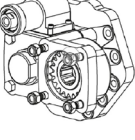

BENT AXIS PISTON PUMP ISO BI-DIRECTIONAL

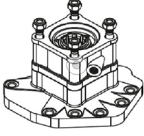
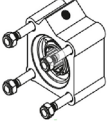
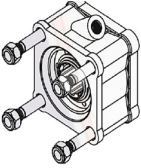
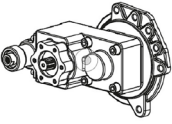
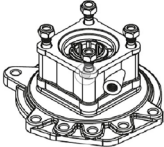
Product Number Ürün Numarası	Displacement İletim Hacmi (cm /rev at 1000 rpm)	Max. Pressure Maks.Basınç (bar)	Max.Speed Maks. Hız	Inlet Giriş	Outlet Çıkış	Weight Ağırlık (Kg.)
BAPP22ISOBD	22,10	350	2900	G1 3/4"	G1 1/2"	15,9
BAPP33ISOBD	33,05	350	2900	G1 3/4"	G1 1/2"	15,9
BAPP45ISOBD	45,30	350	2250	G1"	G1 3/4"	15,9
BAPP56ISOBD	56,10	350	2250	G1"	G1 3/4"	15,9
BAPP63ISOBD	63,20	350	2250	G1"	G1 3/4"	15,9
BAPP80ISOBD	80,60	350	2150	G1 1/4"	G1"	15,9
BAPP107ISOBD	107,60	350	1800	G1 1/4"	G1"	15,9
BAPP125ISOBD	125,60	300	1800	G1 1/4"	G1"	15,9

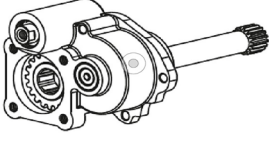

MERCEDES P.T.O.

Main Gearbox: G3/32,36,40,45,50,55,60,61 (600 rpm, RIGHT)	
 	Product Number Ürün Numarası Vehicles: 315-352-362-383-609-710-712-809-812-813-814-817-913-1017-1113-1114-1213-1216-1318-1618
	MERCEDES 352-2 UNI 50120311P0
	The rotation of the pump has to be opposite with the rotation of PTO.
	With spindle (shaft) or milling (25x6) outlet.
	Piston Pump Coupled (4-hole connection ISO)
Gear Pump Coupled 6x6 Coupling (3-hole connection UNI)	
Coupling (flange connection)	
Main Gearbox: G3/32,36,40,45,50,55,60,61 (550 rpm, LEFT)	
 	Product Number Ürün Numarası Vehicles: 315-352-362-383-609-710-712-809-812-813-814-817-913-1017-1113-1114-1213-1216-1318-1618
	MERCEDES 352-1 ISO 50121322P0
	The rotation of the pump has to be opposite with the rotation of PTO.
	With spindle (shaft) or milling (25x6) outlet.
	Piston Pump Coupled (4-hole connection ISO)
Gear Pump Coupled 6x6 Coupling (3-hole connection UNI)	
Coupling (flange connection)	
Main Gearbox: G 60,85 (650 rpm, LEFT)	
 	Product Number Ürün Numarası Vehicles: 614-814-815-817-818-823-925-1017-1215-1217-1223-1225-1317- 1323-1328-1517-1523-1618-1623-1823 ATEGO
	MERCEDES ATEGO 7-HOLE UNI DOUBLE GEAR 50122311P0
	The rotation of the pump has to be opposite with the rotation of PTO.
	With spindle (shaft) or milling (25x6) outlet.
	Piston Pump Coupled (4-hole connection ISO)
Gear Pump Coupled 6x6 Coupling (3-hole connection UNI)	
Coupling (flange connection)	
Main Gearbox: G 60,85 (650 rpm, LEFT)	
 	Product Number Ürün Numarası Vehicles: 614-814-815-817-818-823-925-1017-1215-1217-1223-1225-1317- 1323-1328-1517-1523-1618-1623-1823 ATEGO
	MERCEDES ATEGO 7-HOLE ISO DOUBLE GEAR 50122321P0
	The rotation of the pump has to be opposite with the rotation of PTO.
	With spindle (shaft) or milling (25x6) outlet.
	Piston Pump Coupled (4-hole connection ISO)
Gear Pump Coupled 6x6 Coupling (3-hole connection UNI)	
Coupling (flange connection)	
Main Gearbox: G 60,85 (560 rpm, RIGHT)	
 	Product Number Ürün Numarası Vehicles: 614-814-815-817-818-823-925-1017-1215-1217-1223-1225-1317- 1323-1328-1517-1523-1618-1623-1823 ATEGO
	MERCEDES ATEGO 7-HOLE ISO SINGLE GEAR 50122322P0
	The rotation of the pump has to be opposite with the rotation of PTO.
	With spindle (shaft) or milling (25x6) outlet.
	Piston Pump Coupled (4-hole connection ISO)
Gear Pump Coupled 6x6 Coupling (3-hole connection UNI)	
Coupling (flange connection)	

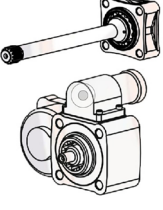

 	Main Gearbox: G 56 (575 rpm, LEFT)	
	Product Number Ürün Numarası	Vehicles: 815(4X2)1215-1216-1217 (2006) ATEGO The rotation of the pump has to be opposite with the rotation of PTO. With spindle (shaft) or milling (25x6) outlet. Piston Pump Coupled (4-hole connection ISO) Gear Pump Coupled 6x6 Coupling (3-hole connection UNI) Coupling (flange connection)
 	Main Gearbox: G 56 (575 rpm, LEFT)	
	Product Number Ürün Numarası	Vehicles: 815(4X2)1215-1216-1217 (2006) ATEGO The rotation of the pump has to be opposite with the rotation of PTO. With spindle (shaft) or milling (25x6) outlet. Piston Pump Coupled (4-hole connection ISO) Gear Pump Coupled 6x6 Coupling (3-hole connection UNI) Coupling (flange connection)
 	Main Gearbox: G 56 (500 rpm, RIGHT)	
	Product Number Ürün Numarası	Vehicles: 815(4X2)1215-1216-1217 (2006) ATEGO The rotation of the pump has to be opposite with the rotation of PTO. With spindle (shaft) or milling (25x6) outlet. Piston Pump Coupled (4-hole connection ISO) Gear Pump Coupled 6x6 Coupling (3-hole connection UNI) Coupling (flange connection)
 	Main Gearbox: G 60,85 (560 rpm, RIGHT)	
	Product Number Ürün Numarası	Vehicles: 614-814-815-817-818-823-925-1017-1215-1217-1223-1225-1317- 1323-1328-1517-1523-1618-1623-1823 ATEGO The rotation of the pump has to be opposite with the rotation of PTO. With spindle (shaft) or milling (25x6) outlet. Piston Pump Coupled (4-hole connection ISO) Gear Pump Coupled 6x6 Coupling (3-hole connection UNI) Coupling (flange connection)
 	Main Gearbox: G100 (675 rpm, LEFT)	
	Product Number Ürün Numarası	Vehicles: 1528-1823-1828-1924-2523-2528-2623-2628-2832-3224-3228 AXOR 1223-1323-1328-1523-1828-2528-2628 ATEGO The rotation of the pump has to be opposite with the rotation of PTO. With spindle (shaft) or milling (25x6) outlet. Piston Pump Coupled (4-hole connection ISO) Gear Pump Coupled 6x6 Coupling (3-hole connection UNI) Coupling (flange connection)

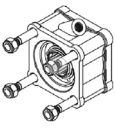

 	Main Gearbox: G100 (675 rpm, LEFT)	
	Product Number Ürün Numarası	Vehicles: 1528-1823-1828-1924-2523-2528-2623-2628-2832-3224-3228 AXOR 1223-1323-1328-1523-1828-2528-2628 ATEGO
MERCEDES G100 REAR ISO DOUBLE GEAR 50124321P0	The rotation of the pump has to be opposite with the rotation of PTO.	
	With spindle (shaft) or milling (25x6) outlet.	
	Piston Pump Coupled (4-hole connection ISO)	
	Gear Pump Coupled 6x6 Coupling (3-hole connection UNI)	
	Coupling (flange connection)	
 	Main Gearbox: G100 (500 rpm, RIGHT)	
	Product Number Ürün Numarası	Vehicles: 1528-1823-1828-1924-2523-2528-2623-2628-2832-3224-3228 AXOR -1223-1323-1328-1523-1828-2528-2628 ATEGO
MERCEDES G100-1 ISO SINGLE GEAR 50124322P0	The rotation of the pump has to be opposite with the rotation of PTO.	
	With spindle (shaft) or milling (25x6) outlet.	
	Piston Pump Coupled (4-hole connection ISO)	
	Gear Pump Coupled 6x6 Coupling (3-hole connection UNI)	
	Coupling (flange connection)	
 	Main Gearbox: G125,135,155,180,200,210,221,240,255,260 (500 rpm, RIGHT)	
	Product Number Ürün Numarası	Vehicles: 1729-1735-1827-1831-1834-1835-1838-1840-1844-1848-1850-1857-1929-1934-1935-1938-1953-2031-2038-2040-2044-2050-2429-2435-2527-2531-2534-2544-2550-2629-2631-2635-2638-2643-2644-2648-2650-3031-3229-3234-3235-3331-3335-3336-3340-3348-3534-3535-3538-3548-3553-3557- 4148-ACTROS MERCEDES
MERCEDES G155-1 ALUMINUM 50125322P1	The rotation of the pump has to be opposite with the rotation of PTO.	
	With spindle (shaft) or milling (25x6) outlet.	
	Piston Pump Coupled (4-hole connection ISO)	
	Gear Pump Coupled 6x6 Coupling (3-hole connection UNI)	
	Coupling (flange connection)	
 	Main Gearbox: İRAN	
	Product Number Ürün Numarası	Vehicles: 608-808
MERCEDES 608-808 50131512P0	The rotation of the pump has to be opposite with the rotation of PTO.	
	With spindle (shaft) or milling (25x6) outlet.	
	Piston Pump Coupled (4-hole connection ISO)	
	Gear Pump Coupled 6x6 Coupling (3-hole connection UNI)	
	Coupling (flange connection)	
 	Main Gearbox: G125,135,155,180,200,210,221,240,255,260 (675 rpm, LEFT)	
	Product Number Ürün Numarası	Vehicles: 1729-1735-1827-1831-1834-1835-1838-1840-1844-1848-1850-1857-1929-1934-1935-1938-1953-2031-2038-2040-2044-2050-2429-2435-2527-2531-2534-2544-2550-2629-2631-2635-2638-2643-2644-2648-2650-3031-3229-3234-3235-3331-3335-3336-3340-3348-3534-3535-3538-3548-3553-3557- 4148-ACTROS MERCEDES
MERCEDES G155-2 50126321P0	The rotation of the pump has to be opposite with the rotation of PTO.	
	With spindle (shaft) or milling (25x6) outlet.	
	Piston Pump Coupled (4-hole connection ISO)	
	Gear Pump Coupled 6x6 Coupling (3-hole connection UNI)	
	Coupling (flange connection)	



	Main Gearbox: G125,135,155,180,200,210,221,240,255,260 (500 rpm, RIGHT)	
	Product Number Ürün Numarası MERCEDES G155-1 50126322PO	Vehicles: 1729-1735-1827-1831-1834-1835-1838-1840-1844-1848-1850-1857-1929-1934-1935-1938-1953-2031-2038-2040-2044-2050-2429-2435-2527-2531-2534-2544-2550-2629-2631-2635-2638-2643-2644-2648-2650-3031-3229-3234-3235-3331-3335-3336-3340-3348-3534-3535-3538-3548-3553-3557- 4148-ACTROS MERCEDES The rotation of the pump has to be opposite with the rotation of PTO. With spindle (shaft) or milling (25x6) outlet. Piston Pump Coupled (4-hole connection ISO) Gear Pump Coupled 6x6 Coupling (3-hole connection UNI) Coupling (flange connection)
	Main Gearbox: G125,135,155,180,200,210,221,240,255,260 (500 rpm, RIGHT)	
	Product Number Ürün Numarası MERCEDES G155-1 ALUMINUM BODY 50127322PO	Vehicles: 1729-1735-1827-1831-1834-1835-1838-1840-1844-1848-1850-1857-1929-1934-1935-1938-1953-2031-2038-2040-2044-2050-2429-2435-2527-2531-2534-2544-2550-2629-2631-2635-2638-2643-2644-2648-2650-3031-3229-3234-3235-3331-3335-3336-3340-3348-3534-3535-3538-3548-3553-3557- 4148-ACTROS MERCEDES The rotation of the pump has to be opposite with the rotation of PTO. With spindle (shaft) or milling (25x6) outlet. Piston Pump Coupled (4-hole connection ISO) Gear Pump Coupled 6x6 Coupling (3-hole connection UNI) Coupling (flange connection)
	Main Gearbox: G125,135,155,180,200,210,221,240,255,260 (500 rpm, LEFT)	
	Product Number Ürün Numarası MERCEDES G155-1 ISO WITHOUT PLATE 50128322PO	Vehicles: 1729-1735-1827-1831-1834-1835-1838-1840-1844-1848-1850-1857-1929-1934-1935-1938-1953-2031-2038-2040-2044-2050-2429-2435-2527-2531-2534-2544-2550-2629-2631-2635-2638-2643-2644-2648-2650-3031-3229-3234-3235-3331-3335-3336-3340-3348-3534-3535-3538-3548-3553-3557- 4148-ACTROS MERCEDES The rotation of the pump has to be opposite with the rotation of PTO. With spindle (shaft) or milling (25x6) outlet. Piston Pump Coupled (4-hole connection ISO) Gear Pump Coupled 6x6 Coupling (3-hole connection UNI) Coupling (flange connection)
	Main Gearbox: G4-GV / 4 65,90,95,110,125,135,155,180 (600 rpm, RIGHT)	
	Product Number Ürün Numarası MERCEDES G4 DOUBLE GEAR 50129311PO	Vehicles: 1222-1224-1417-1419-1424-1617-1619-1620-1628-1722-1733-1817-1820-1821-1824-1827-1831-1922-1929-1935-1948-2222-2224-2232-2426-2517-2521-2524-2527-2622-2629-2635-3027 MERCEDES BENZ The rotation of the pump has to be opposite with the rotation of PTO. With spindle (shaft) or milling (25x6) outlet. Piston Pump Coupled (4-hole connection ISO) Gear Pump Coupled 6x6 Coupling (3-hole connection UNI) Coupling (flange connection)
	Main Gearbox: G4-GV / 4 65,90,95,110,125,135,155,180 (500 rpm, RIGHT)	
	Product Number Ürün Numarası MERCEDES G4 SINGLE GEAR 50129322PO	Vehicles: 1222-1224-1417-1419-1424-1617-1619-1620-1628-1722-1733-1817-1820-1821-1824-1827-1831-1922-1929-1935-1948-2222-2224-2232-2426-2517-2521-2524-2527-2622-2629-2635-3027 MERCEDES BENZ The rotation of the pump has to be opposite with the rotation of PTO. With spindle (shaft) or milling (25x6) outlet. Piston Pump Coupled (4-hole connection ISO) Gear Pump Coupled 6x6 Coupling (3-hole connection UNI) Coupling (flange connection)

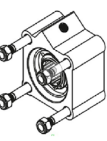

Main Gearbox: G3 / 65-90 (1000 rpm, LEFT)	
 	Product Number Ürün Numarası Vehicles: 1217-1219-1413-1419-1422-1613-1619-1922K-2024-2067 MERCEDES-BENZ / UNIMOG BENZ
	MERCEDES UNIMOG G3/65-90 50130321P0
	The rotation of the pump has to be opposite with the rotation of PTO.
	With spindle (shaft) or milling (25x6) outlet.
	Piston Pump Coupled (4-hole connection ISO)
Gear Pump Coupled 6x6 Coupling (3-hole connection UNI)	
Coupling (flange connection)	

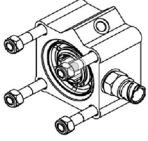

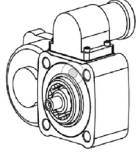

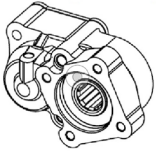

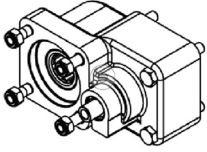

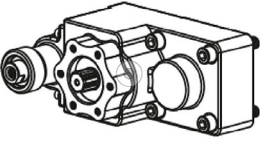

ZF P.T.O.

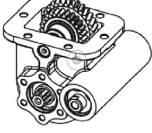

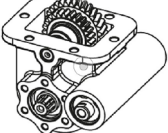

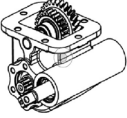

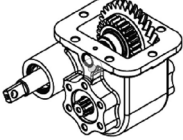

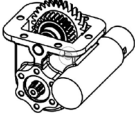

Main Gearbox: ZF AS TRONIC 16 AS 251 / 16 S 251+PLATE 12 AS 1631	
 	Product Number Ürün Numarası Vehicles: TG-A 18.460A -19.430 MAN EUROPE 6X4 / 3300 DAF-85.330 CF DAF /14.463 MAN / IVECO 480 STRALIS /39.390 MAN TGA
	ZF AS TRONIC 16 S 251 DOUBLE GEAR PLATE ROTERDAR
	With spindle (shaft) or milling (25x6) outlet.
	Piston Coupled Pump (4-hole connection ISO)
	Gear Pump Coupled 6x6 Coupling (3-hole connection UNI)
Coupling (flange connection)	

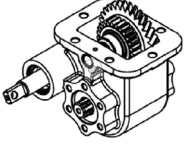



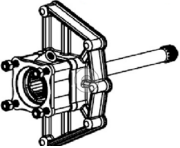

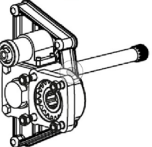

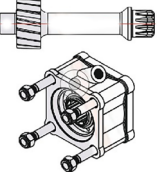

Main Gearbox: ZF16S251-221-151-150-130- ZF S5/AK/6 S-120-111-110-92-GP ZF S5/AK/6S	
 	Product Number Ürün Numarası Vehicles: MAN / MERCEDES / BMC PROFESYONEL /FORD CARGO / CHRYSLER HİNO / DODGE / FARGO / IVECO / DAF / DAEWOO /RENAULT
	ZF1 50210322P0 REAR SINGLE GEAR
	The rotation of the pump has to be opposite with the rotation of PTO.
	With spindle (shaft) or milling (25x6) outlet.
	Piston Pump Coupled (4-hole connection ISO)
Gear Pump Coupled 6x6 Coupling (3-hole connection UNI)	
Coupling (flange connection)	

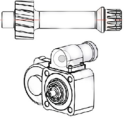

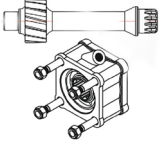

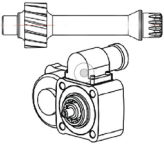

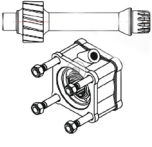

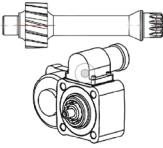

Main Gearbox: ZF16S251-221-151-150-130- ZF S5/AK/6 S-120-111-110-92-GP ZF S5/AK/6S-90	
 	Product Number Ürün Numarası Vehicles: MAN / MERCEDES / BMC PROFESYONEL /FORD CARGO / CHRYSLER HİNO / DODGE / FARGO / IVECO / DAF / DAEWOO /RENAULT
	ZF1 SENSOR 50213322P1 REAR SINGLE GEAR
	The rotation of the pump has to be opposite with the rotation of PTO.
	With spindle (shaft) or milling (25x6) outlet.
	Piston Pump Coupled (4-hole connection ISO)
Gear Pump Coupled 6x6 Coupling (3-hole connection UNI)	
Coupling (flange connection)	

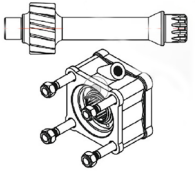

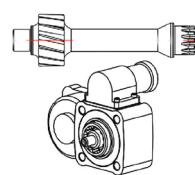

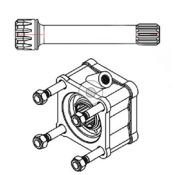

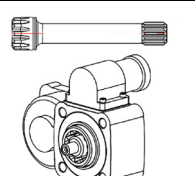

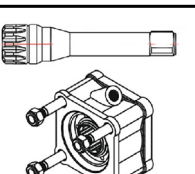

Main Gearbox: ZF16S251-221-151-150-130- ZF S5/AK/6 S-120-111-110-92	
 	Product Number Ürün Numarası Vehicles: MAN / MERCEDES / BMC PROFESYONEL /FORD CARGO / CHRYSLER HİNO / DODGE / FARGO / IVECO / DAF / DAEWOO /RENAULT
	ZF1 ALUMINUM 50213322P0 REAR SINGLE GEAR
	The rotation of the pump has to be opposite with the rotation of PTO.
	With spindle (shaft) or milling (25x6) outlet.
	Piston Pump Coupled (4-hole connection ISO)
Gear Pump Coupled 6x6 Coupling (3-hole connection UNI)	
Coupling (flange connection)	

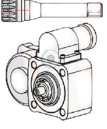

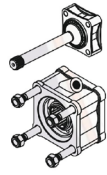

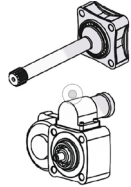

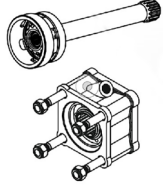

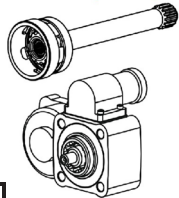

 	Main Gearbox: ZF16S251-221-151-150-130- ZF S5/AK/6 S-120-111-110-92	
	Product Number Ürün Numarası	Vehicles: MAN / MERCEDES / BMC PROFESYONEL / FORD CARGO / CHRYSLER HINO / DODGE / FARGO / IVECO / DAF / DAEWOO / RENAULT
ZF1 ALUMINUM SENSOR 50213322P1 REAR SINGLE GEAR		The rotation of the pump has to be opposite with the rotation of PTO.
		With spindle (shaft) or milling (25x6) outlet.
		Piston Pump Coupled (4-hole connection ISO)
		Gear Pump Coupled 6x6 Coupling (3-hole connection UNI)
		Coupling (flange connection)
 	Main Gearbox: ZF16 S251-221-151-150-130- ZF S5/AK/6S-120-111-110-92-	
	Product Number Ürün Numarası	Vehicles: MAN / MERCEDES / BMC PROFESYONEL / FORD CARGO / CHRYSLER HINO / DODGE / FARGO / IVECO / DAF / DAEWOO / RENAULT
ZF2 50210321P0 REAR DOUBLE GEAR		The rotation of the pump has to be opposite with the rotation of PTO.
		With spindle (shaft) or milling (25x6) outlet.
		Piston Pump Coupled (4-hole connection ISO)
		Gear Pump Coupled 6x6 Coupling (3-hole connection UNI)
		Coupling (flange connection)
 	Main Gearbox: ZF16 S251-221-151-150-130- ZF S5/AK/6S-120-111-110-92	
	Product Number Ürün Numarası	Vehicles: MAN / MERCEDES / BMC PROFESYONEL / FORD CARGO / CHRYSLER HINO / DODGE / FARGO / IVECO / DAF / DAEWOO / RENAULT
ZF5 50241321P0 REAR AIR CUSHIONED HELIS DOUBLE GEAR		The rotation of the pump has to be opposite with the rotation of PTO.
		With spindle (shaft) or milling (25x6) outlet.
		Piston Pump Coupled (4-hole connection ISO)
		Gear Pump Coupled 6x6 Coupling (3-hole connection UNI)
		Coupling (flange connection)
 	Main Gearbox: ZF16 S251-221-151-150-130- ZF S5/AK/6S-120-111-110-92	
	Product Number Ürün Numarası	Vehicles: MAN / MERCEDES / BMC PROFESYONEL / FORD CARGO / CHRYSLER HINO / DODGE / FARGO / IVECO / DAF / DAEWOO / RENAULT
ZF REAR DOUBLE GEAR AIR CUSHIONED 50232321P0		The rotation of the pump has to be opposite with the rotation of PTO.
		With spindle (shaft) or milling (25x6) outlet.
		Piston Pump Coupled (4-hole connection ISO)
		Gear Pump Coupled 6x6 Coupling (3-hole connection UNI)
		Coupling (flange connection)
 	Main Gearbox: ZF ECOLITE 6 S 850 (6,72) - 6S700 (6,02) (650 rpm, LEFT)	
	Product Number Ürün Numarası	Vehicles: 8.163-10.185-L 160C-LE 12.160-12.163-12.185-LE 18.220-18.225-18.230-18.240 MAN / 518-522 PRO / DAEWOO AVIA (CEK CUM.) / 180.18-180.25
ZF 6 S 850 50219311P0 REAR		The rotation of the pump has to be opposite with the rotation of PTO.
		With spindle (shaft) or milling (25x6) outlet.
		Piston Pump Coupled (4-hole connection ISO)
		Gear Pump Coupled 6x6 Coupling (3-hole connection UNI)
		Coupling (flange connection)

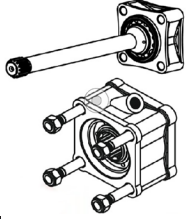

 	<p>Main Gearbox: ZF ECOLITE S5-42 (5,72) (1000 rpm, RIGHT)</p>
	<p>Product Number Ürün Numarası Vehicles :8.150-8.153-10.153-10.163-10.185 MAN / MB 800-1215-1517-ATEGO MERCEDES-BENZ / 45LF-170 DAF 45.120-45.130-45.150-45.160-50.130</p> <p>ZF 5,72 PNEUMATIC 50220512PO</p> <p>The rotation of the pump has to be opposite with the rotation of PTO.</p> <p>With spindle (shaft) or milling (25x6) outlet.</p> <p>Piston Pump Coupled (4-hole connection ISO)</p> <p>Gear Pump Coupled 6x6 Coupling (3-hole connection UNI)</p> <p>Coupling (flange connection)</p>
 	<p>Main Gearbox: ZF ECOLITE S5-42 (4,65) (1000 rpm, RIGHT)</p>
	<p>Product Number Ürün Numarası Vehicles: 8.145-8.155-8.163 MAN</p> <p>ZF 4,65 PNEUMATIC 50222512PO</p> <p>The rotation of the pump has to be opposite with the rotation of PTO.</p> <p>With spindle (shaft) or milling (25x6) outlet.</p> <p>Piston Pump Coupled (4-hole connection ISO)</p> <p>Gear Pump Coupled 6x6 Coupling (3-hole connection UNI)</p> <p>Coupling (flange connection)</p>
 	<p>Main Gearbox: 2000 / SCAM 4X4 for GearBox Type ZF ECOLITE 6s300 (6,73)</p>
	<p>Product Number Ürün Numarası Vehicles: 110 dCi-130 dCi-140 dCi-150 dCi-160 Dxi RENAULT MASCOTT / IVECO 35 C 13 DAILY GAMMA</p> <p>ZF 6S 300 MECHANICAL 50215512M0</p> <p>The rotation of the pump has to be opposite with the rotation of PTO.</p> <p>With spindle (shaft) or milling (25x6) outlet.</p> <p>Piston Pump Coupled (4-hole connection ISO)</p> <p>Gear Pump Coupled 6x6 Coupling (3-hole connection UNI)</p> <p>Coupling (flange connection)</p>
 	<p>Main Gearbox: 2000 / SCAM 4X4 for GearBox Type ZF ECOLITE 6s300 (6,73)</p>
	<p>Product Number Ürün Numarası Vehicles: 110 dCi-130 dCi-140 dCi-150 dCi-160 Dxi RENAULT MASCOTT / IVECO 35 C 13 DAILY GAMMA</p> <p>ZF 6S 400 MECHANICAL 50216512M0</p> <p>The rotation of the pump has to be opposite with the rotation of PTO.</p> <p>With spindle (shaft) or milling (25x6) outlet.</p> <p>Piston Pump Coupled (4-hole connection ISO)</p> <p>Gear Pump Coupled 6x6 Coupling (3-hole connection UNI)</p> <p>Coupling (flange connection)</p>
 	<p>Main Gearbox: ZF 6S 380 / 6S 400 / IVECO SpA 2840.623M0 / IVECO SpA 2840.618D11</p>
	<p>Product Number Ürün Numarası Vehicles: IVECO 45C15 - DAILY 4X4 - 50C18 - 35C15 - 50C15 - IVECO 65C15 - 70C15 - IVECO DAILY 4X4 55S18 / NISSAN ATLEON</p> <p>ZF 6S 400 MECHANICAL 50216512M0</p> <p>The rotation of the pump has to be opposite with the rotation of PTO.</p> <p>With spindle (shaft) or milling (25x6) outlet.</p> <p>Piston Pump Coupled (4-hole connection ISO)</p> <p>Gear Pump Coupled 6x6 Coupling (3-hole connection UNI)</p> <p>Coupling (flange connection)</p>

 	Main Gearbox: ZF 6S 380 / 6S 400 / IVECO SpA 2840.623M0 / IVECO SpA 2840.618D11	
	Product Number Ürün Numarası	Vehicles: IVECO 45C15 - DAILY 4X4 - 50C18 - 35C15 - 50C15 - IVECO 65C15 - 70C15 - IVECO DAILY 4X4 55S18 / NISSAN ATLEON
ZF 6S 400 DOUBLE EFFECT VACUUM 50216512M0		The rotation of the pump has to be opposite with the rotation of PTO.
		With spindle (shaft) or milling (25x6) outlet.
		Piston Pump Coupled (4-hole connection ISO)
		Gear Pump Coupled 6x6 Coupling (3-hole connection UNI)
		Coupling (flange connection)
 	Main Gearbox: ZF 6 S 500 TO	
	Product Number Ürün Numarası	Vehicles: FAW 8.140 FL, FOTON 10-16 DT, OTOKAR ATLAS E6
ZF 6 S 500 PK 50218512P0		The rotation of the pump has to be opposite with the rotation of PTO.
		With spindle (shaft) or milling (25x6) outlet.
		Piston Pump Coupled (4-hole connection ISO)
		Gear Pump Coupled 6x6 Coupling (3-hole connection UNI)
		Coupling (flange connection)
 	Gearbox: TRAXON 12 TX 2620 TD	
	Product Number Ürün Numarası	Vehicles: TRAXON 12 TX 2620 TD
ZF TRAXON SINGLE GEAR 50240322P0		The rotation of the pump has to be opposite with the rotation of PTO.
		With spindle (shaft) or milling (25x6) outlet.
		Piston Pump Coupled (4-hole connection ISO)
		Gear Pump Coupled 6x6 Coupling (3-hole connection UNI)
		Coupling (flange connection)
 	Main Gearbox: TRAXON 12 TX 2620 TD	
	Product Number Ürün Numarası	Vehicles: TRAXON 12 TX 2620 TD
ZF TRAXON DOUBLE GEAR 50240321P0		The rotation of the pump has to be opposite with the rotation of PTO.
		With spindle (shaft) or milling (25x6) outlet.
		Piston Pump Coupled (4-hole connection ISO)
		Gear Pump Coupled 6x6 Coupling (3-hole connection UNI)
		Coupling (flange connection)
 	Main Gearbox: ZF ECOMID 9 S 75 (13,16/9,56)(B:252) (450 rpm, RIGHT)	
	Product Number Ürün Numarası	Vehicles: 2521-2524-3224 MERCEDES / 617-620-622-625-822 BMC PRO / 1824-2524-2524D-2534 FORD CARGO / 19.260-26.260
ZF ECOMID 9 S 75 SINGLE GEAR		The rotation of the pump has to be opposite with the rotation of PTO.
		With spindle (shaft) or milling (25x6) outlet.
		Piston Pump Coupled (4-hole connection ISO)
		Gear Pump Coupled 6x6 Coupling (3-hole connection UNI)
		Coupling (flange connection)

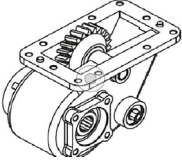

 	Main Gearbox: ZF ECOMID 9 S 75 (13,16/9,56)(B:252)	
	Product Number Ürün Numarası	Vehicles: 2521-2524-3224 MERCEDES / 617-620-622-625-822 BMC PRO / 1824-2524-2524D-2534 FORD CARGO / 19.260-26.260-26.265-
ZF ECOMID 9 S 75 DOUBLE GEAR		With spindle (shaft) or milling (25x6) outlet.
		Piston Pump Coupled (4-hole connection ISO)
		Gear Pump Coupled 6x6 Coupling (3-hole connection UNI)
		Coupling (flange connection)
		-
 	Main Gearbox: ZF ECOMID 9 S 109 (12,91) (B:288)/ 9 S 109 (11,10)	
	Product Number Ürün Numarası	Vehicles: 32.270 MAN /827-832 BMC PRO 270-26 FATİH / 3226-3227C-3227S-2527 FORD CARGO / 1830-2530-3230C-3230S-3240-4030-
ZF ECOMID 9 S 109 (12,91) SINGLE GEAR		With spindle (shaft) or milling (25x6) outlet.
		Piston Pump Coupled (4-hole connection ISO)
		Gear Pump Coupled 6x6 Coupling (3-hole connection UNI)
		Coupling (flange connection)
		-
 	Main Gearbox: ZF ECOMID 9 S 109 (12,91) (B:288) / 9 S1310 (9,48)	
	Product Number Ürün Numarası	Vehicles: 32.270 MAN /827-832 BMC PRO 270-26 FATİH / 3226-3227C-3227S-2527 FORD CARGO / 1830-2530-3230C-3230S-3240-4030-
ZF ECOMID 9S 109 (12,91) DOUBLE GEAR		With spindle (shaft) or milling (25x6) outlet.
		Piston Pump Coupled (4-hole connection ISO)
		Gear Pump Coupled 6x6 Coupling (3-hole connection UNI)
		Coupling (flange connection)
		-
 	Main Gearbox: ZF ECOMID 9 S 109 (12,92) (B:288) / 8 S 109 (11,35)	
	Product Number Ürün Numarası	Vehicles: 17.192-17.232-18.220-19.270-25.270-26.230-26.270 MAN / 1827-2527-2626 FORD CARGO / 75.270-75.300 DAF / LEYLAND
ZF ECOMID 9 S 109 (12,92) SINGLE GEAR		With spindle (shaft) or milling (25x6) outlet.
		Piston Pump Coupled (4-hole connection ISO)
		Gear Pump Coupled 6x6 Coupling (3-hole connection UNI)
		Coupling (flange connection)
		-
 	Main Gearbox: ZF ECOMID 9 S 109 (12,92) (B:288) / 8 S 109(11,35)	
	Product Number Ürün Numarası	Vehicles: 17.192-17.232-18.220-19.270-25.270-26.230-26.270 MAN / 1827-2527-2626 FORD CARGO / 75.270-75.300 DAF / LEYLAND
ZF ECOMID 9 S 109 (12,92) DOUBLE GEAR		With spindle (shaft) or milling (25x6) outlet.
		Piston Pump Coupled (4-hole connection ISO)
		Gear Pump Coupled 6x6 Coupling (3-hole connection UNI)
		Coupling (flange connection)
		-

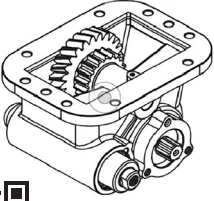

 	<table border="1"> <thead> <tr> <th colspan="2">Main Gearbox: ZF ECOMID 16 S 109 (13,53-11,86) (B:288) / 8 S 109</th> </tr> </thead> <tbody> <tr> <td>Product Number Ürün Numarası</td> <td>Vehicles: 17.232-19.230-19.340-26.342 MAN / 2530-3226 FORD CARGO / RENAULT PREMIUM 320.32-370 AS19.300-26.300 32.300</td> </tr> <tr> <td rowspan="4">ZF ECOMID 16 S 109 SINGLE GEAR</td> <td>With spindle (shaft) or milling (25x6) outlet.</td> </tr> <tr> <td>Piston Pump Coupled (4-hole connection ISO)</td> </tr> <tr> <td>Gear Pump Coupled 6x6 Coupling (3-hole connection UNI)</td> </tr> <tr> <td>Coupling (flange connection)</td> </tr> <tr> <td>-</td> <td>-</td> </tr> </tbody> </table>	Main Gearbox: ZF ECOMID 16 S 109 (13,53-11,86) (B:288) / 8 S 109		Product Number Ürün Numarası	Vehicles: 17.232-19.230-19.340-26.342 MAN / 2530-3226 FORD CARGO / RENAULT PREMIUM 320.32-370 AS19.300-26.300 32.300	ZF ECOMID 16 S 109 SINGLE GEAR	With spindle (shaft) or milling (25x6) outlet.	Piston Pump Coupled (4-hole connection ISO)	Gear Pump Coupled 6x6 Coupling (3-hole connection UNI)	Coupling (flange connection)	-	-
Main Gearbox: ZF ECOMID 16 S 109 (13,53-11,86) (B:288) / 8 S 109												
Product Number Ürün Numarası	Vehicles: 17.232-19.230-19.340-26.342 MAN / 2530-3226 FORD CARGO / RENAULT PREMIUM 320.32-370 AS19.300-26.300 32.300											
ZF ECOMID 16 S 109 SINGLE GEAR	With spindle (shaft) or milling (25x6) outlet.											
	Piston Pump Coupled (4-hole connection ISO)											
	Gear Pump Coupled 6x6 Coupling (3-hole connection UNI)											
	Coupling (flange connection)											
-	-											
 	<table border="1"> <thead> <tr> <th colspan="2">Main Gearbox: ZF ECOMID 16 S 109 (13,53-11,86) (B:288) / 8 S 109</th> </tr> </thead> <tbody> <tr> <td>Product Number Ürün Numarası</td> <td>Vehicles: 17.232-19.230-19.340-26.342 MAN / 2530-3226 FORD CARGO / RENAULT PREMIUM 320.32-370 AS19.300-26.300 32.300</td> </tr> <tr> <td rowspan="4">ZF ECOMID 16 S 109 DOUBLE GEAR</td> <td>With spindle (shaft) or milling (25x6) outlet.</td> </tr> <tr> <td>Piston Pump Coupled (4-hole connection ISO)</td> </tr> <tr> <td>Gear Pump Coupled 6x6 Coupling (3-hole connection UNI)</td> </tr> <tr> <td>Coupling (flange connection)</td> </tr> <tr> <td>-</td> <td>-</td> </tr> </tbody> </table>	Main Gearbox: ZF ECOMID 16 S 109 (13,53-11,86) (B:288) / 8 S 109		Product Number Ürün Numarası	Vehicles: 17.232-19.230-19.340-26.342 MAN / 2530-3226 FORD CARGO / RENAULT PREMIUM 320.32-370 AS19.300-26.300 32.300	ZF ECOMID 16 S 109 DOUBLE GEAR	With spindle (shaft) or milling (25x6) outlet.	Piston Pump Coupled (4-hole connection ISO)	Gear Pump Coupled 6x6 Coupling (3-hole connection UNI)	Coupling (flange connection)	-	-
Main Gearbox: ZF ECOMID 16 S 109 (13,53-11,86) (B:288) / 8 S 109												
Product Number Ürün Numarası	Vehicles: 17.232-19.230-19.340-26.342 MAN / 2530-3226 FORD CARGO / RENAULT PREMIUM 320.32-370 AS19.300-26.300 32.300											
ZF ECOMID 16 S 109 DOUBLE GEAR	With spindle (shaft) or milling (25x6) outlet.											
	Piston Pump Coupled (4-hole connection ISO)											
	Gear Pump Coupled 6x6 Coupling (3-hole connection UNI)											
	Coupling (flange connection)											
-	-											
 	<table border="1"> <thead> <tr> <th colspan="2">Main Gearbox: ZF ECOSPLIT 16 S 151-181-221-251 (13,80-13,85-16)</th> </tr> </thead> <tbody> <tr> <td>Product Number Ürün Numarası</td> <td>Vehicles: 17.322-19.422-423-426 / 26.310-372-373-422 / 32.310-33.372-33.423-40.423-40.463-41.423 MAN / STRALIS 430 / FE 420A</td> </tr> <tr> <td rowspan="4">ZF ECOSPLIT 16 S 151 SINGLE GEAR</td> <td>With spindle (shaft) or milling (25x6) outlet.</td> </tr> <tr> <td>Piston Pump Coupled (4-hole connection ISO)</td> </tr> <tr> <td>Gear Pump Coupled 6x6 Coupling (3-hole connection UNI)</td> </tr> <tr> <td>Coupling (flange connection)</td> </tr> <tr> <td>-</td> <td>-</td> </tr> </tbody> </table>	Main Gearbox: ZF ECOSPLIT 16 S 151-181-221-251 (13,80-13,85-16)		Product Number Ürün Numarası	Vehicles: 17.322-19.422-423-426 / 26.310-372-373-422 / 32.310-33.372-33.423-40.423-40.463-41.423 MAN / STRALIS 430 / FE 420A	ZF ECOSPLIT 16 S 151 SINGLE GEAR	With spindle (shaft) or milling (25x6) outlet.	Piston Pump Coupled (4-hole connection ISO)	Gear Pump Coupled 6x6 Coupling (3-hole connection UNI)	Coupling (flange connection)	-	-
Main Gearbox: ZF ECOSPLIT 16 S 151-181-221-251 (13,80-13,85-16)												
Product Number Ürün Numarası	Vehicles: 17.322-19.422-423-426 / 26.310-372-373-422 / 32.310-33.372-33.423-40.423-40.463-41.423 MAN / STRALIS 430 / FE 420A											
ZF ECOSPLIT 16 S 151 SINGLE GEAR	With spindle (shaft) or milling (25x6) outlet.											
	Piston Pump Coupled (4-hole connection ISO)											
	Gear Pump Coupled 6x6 Coupling (3-hole connection UNI)											
	Coupling (flange connection)											
-	-											
 	<table border="1"> <thead> <tr> <th colspan="2">Main Gearbox: ZF ECOSPLIT 16 S 151-181-221-251 (13,80-13,85)</th> </tr> </thead> <tbody> <tr> <td>Product Number Ürün Numarası</td> <td>Vehicles: 17.322-19.422-423-426 / 26.310-372-373-422 / 32.310-33.372-33.423-40.423-40.463-41.423 MAN / STRALIS 430 / FE 420A</td> </tr> <tr> <td rowspan="4">ZF ECOSPLIT 16 S 151 DOUBLE GEAR</td> <td>With spindle (shaft) or milling (25x6) outlet.</td> </tr> <tr> <td>Piston Pump Coupled (4-hole connection ISO)</td> </tr> <tr> <td>Gear Pump Coupled 6x6 Coupling (3-hole connection UNI)</td> </tr> <tr> <td>Coupling (flange connection)</td> </tr> <tr> <td>-</td> <td>-</td> </tr> </tbody> </table>	Main Gearbox: ZF ECOSPLIT 16 S 151-181-221-251 (13,80-13,85)		Product Number Ürün Numarası	Vehicles: 17.322-19.422-423-426 / 26.310-372-373-422 / 32.310-33.372-33.423-40.423-40.463-41.423 MAN / STRALIS 430 / FE 420A	ZF ECOSPLIT 16 S 151 DOUBLE GEAR	With spindle (shaft) or milling (25x6) outlet.	Piston Pump Coupled (4-hole connection ISO)	Gear Pump Coupled 6x6 Coupling (3-hole connection UNI)	Coupling (flange connection)	-	-
Main Gearbox: ZF ECOSPLIT 16 S 151-181-221-251 (13,80-13,85)												
Product Number Ürün Numarası	Vehicles: 17.322-19.422-423-426 / 26.310-372-373-422 / 32.310-33.372-33.423-40.423-40.463-41.423 MAN / STRALIS 430 / FE 420A											
ZF ECOSPLIT 16 S 151 DOUBLE GEAR	With spindle (shaft) or milling (25x6) outlet.											
	Piston Pump Coupled (4-hole connection ISO)											
	Gear Pump Coupled 6x6 Coupling (3-hole connection UNI)											
	Coupling (flange connection)											
-	-											
 	<table border="1"> <thead> <tr> <th colspan="2">Main Gearbox: ZF ECOSPLIT 16 S 130-150-160-190-220(14,29-17,28)</th> </tr> </thead> <tbody> <tr> <td>Product Number Ürün Numarası</td> <td>Vehicles: (-17,06-13,80) (13,68-16,47-)(B:215) (450 rpm,RIGHT) Vehicles: 16.281-19.280-19.422-25.372 (SLIENT)-26.231-26.280-26.281</td> </tr> <tr> <td rowspan="4">ZF ECOSPLIT 16 S 130 SINGLE GEAR</td> <td>With spindle (shaft) or milling (25x6) outlet.</td> </tr> <tr> <td>Piston Pump Coupled (4-hole connection ISO)</td> </tr> <tr> <td>Gear Pump Coupled 6x6 Coupling (3-hole connection UNI)</td> </tr> <tr> <td>Coupling (flange connection)</td> </tr> <tr> <td>-</td> <td>-</td> </tr> </tbody> </table>	Main Gearbox: ZF ECOSPLIT 16 S 130-150-160-190-220(14,29-17,28)		Product Number Ürün Numarası	Vehicles: (-17,06-13,80) (13,68-16,47-)(B:215) (450 rpm,RIGHT) Vehicles: 16.281-19.280-19.422-25.372 (SLIENT)-26.231-26.280-26.281	ZF ECOSPLIT 16 S 130 SINGLE GEAR	With spindle (shaft) or milling (25x6) outlet.	Piston Pump Coupled (4-hole connection ISO)	Gear Pump Coupled 6x6 Coupling (3-hole connection UNI)	Coupling (flange connection)	-	-
Main Gearbox: ZF ECOSPLIT 16 S 130-150-160-190-220(14,29-17,28)												
Product Number Ürün Numarası	Vehicles: (-17,06-13,80) (13,68-16,47-)(B:215) (450 rpm,RIGHT) Vehicles: 16.281-19.280-19.422-25.372 (SLIENT)-26.231-26.280-26.281											
ZF ECOSPLIT 16 S 130 SINGLE GEAR	With spindle (shaft) or milling (25x6) outlet.											
	Piston Pump Coupled (4-hole connection ISO)											
	Gear Pump Coupled 6x6 Coupling (3-hole connection UNI)											
	Coupling (flange connection)											
-	-											

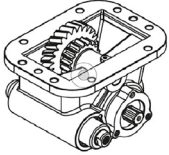

 	<table border="1"> <thead> <tr> <th colspan="2">Main Gearbox: ZF ECOSPLIT16S 130-150-160-190-220(14,29-17,28-17,06)</th> </tr> </thead> <tbody> <tr> <td>Product Number Ürün Numarası</td> <td>Vehicles: 16.281-19.280-19.422-25.372 (SLIENT)-26.231-26.280-26.281-26.321-32.281-32.365-33.281 MAN / 1935-2228-2433-2624-2628</td> </tr> <tr> <td rowspan="5">ZF ECOSPLIT 16 S 130 DOUBLE GEAR</td> <td>With spindle (shaft) or milling (25x6) outlet.</td> </tr> <tr> <td>Piston Pump Coupled (4-hole connection ISO)</td> </tr> <tr> <td>Gear Pump Coupled 6x6 Coupling (3-hole connection UNI)</td> </tr> <tr> <td>Coupling (flange connection)</td> </tr> <tr> <td>-</td> </tr> </tbody> </table>	Main Gearbox: ZF ECOSPLIT16S 130-150-160-190-220(14,29-17,28-17,06)		Product Number Ürün Numarası	Vehicles: 16.281-19.280-19.422-25.372 (SLIENT)-26.231-26.280-26.281-26.321-32.281-32.365-33.281 MAN / 1935-2228-2433-2624-2628	ZF ECOSPLIT 16 S 130 DOUBLE GEAR	With spindle (shaft) or milling (25x6) outlet.	Piston Pump Coupled (4-hole connection ISO)	Gear Pump Coupled 6x6 Coupling (3-hole connection UNI)	Coupling (flange connection)	-
Main Gearbox: ZF ECOSPLIT16S 130-150-160-190-220(14,29-17,28-17,06)											
Product Number Ürün Numarası	Vehicles: 16.281-19.280-19.422-25.372 (SLIENT)-26.231-26.280-26.281-26.321-32.281-32.365-33.281 MAN / 1935-2228-2433-2624-2628										
ZF ECOSPLIT 16 S 130 DOUBLE GEAR	With spindle (shaft) or milling (25x6) outlet.										
	Piston Pump Coupled (4-hole connection ISO)										
	Gear Pump Coupled 6x6 Coupling (3-hole connection UNI)										
	Coupling (flange connection)										
	-										
 	<table border="1"> <thead> <tr> <th colspan="2">Main Gearbox: ZF NEW ECOSPLIT 16 S 2521 TO (13,80)(B:250)</th> </tr> </thead> <tbody> <tr> <td>Product Number Ürün Numarası</td> <td>Vehicles: 14.463-39.390 MAN TGA-TGA 18.460A-19.430 MAN EUROPE 6X4 / 3300 DAF-85.330 DAF / RENAULT PREMIUM 440 DXI / IVECO</td> </tr> <tr> <td rowspan="5">ZF NEW ECOSPLIT 16 S 2521 SINGLE GEAR</td> <td>With spindle (shaft) or milling (25x6) outlet.</td> </tr> <tr> <td>Piston Pump Coupled (4-hole connection ISO)</td> </tr> <tr> <td>Gear Pump Coupled 6x6 Coupling (3-hole connection UNI)</td> </tr> <tr> <td>Coupling (flange connection)</td> </tr> <tr> <td>-</td> </tr> </tbody> </table>	Main Gearbox: ZF NEW ECOSPLIT 16 S 2521 TO (13,80)(B:250)		Product Number Ürün Numarası	Vehicles: 14.463-39.390 MAN TGA-TGA 18.460A-19.430 MAN EUROPE 6X4 / 3300 DAF-85.330 DAF / RENAULT PREMIUM 440 DXI / IVECO	ZF NEW ECOSPLIT 16 S 2521 SINGLE GEAR	With spindle (shaft) or milling (25x6) outlet.	Piston Pump Coupled (4-hole connection ISO)	Gear Pump Coupled 6x6 Coupling (3-hole connection UNI)	Coupling (flange connection)	-
Main Gearbox: ZF NEW ECOSPLIT 16 S 2521 TO (13,80)(B:250)											
Product Number Ürün Numarası	Vehicles: 14.463-39.390 MAN TGA-TGA 18.460A-19.430 MAN EUROPE 6X4 / 3300 DAF-85.330 DAF / RENAULT PREMIUM 440 DXI / IVECO										
ZF NEW ECOSPLIT 16 S 2521 SINGLE GEAR	With spindle (shaft) or milling (25x6) outlet.										
	Piston Pump Coupled (4-hole connection ISO)										
	Gear Pump Coupled 6x6 Coupling (3-hole connection UNI)										
	Coupling (flange connection)										
	-										
 	<table border="1"> <thead> <tr> <th colspan="2">Main Gearbox: ZF NEW ECOSPLIT 16 S 2521 TO(13,80)(B:250)</th> </tr> </thead> <tbody> <tr> <td>Product Number Ürün Numarası</td> <td>Vehicles: 14.463-39.390 MAN TGA-TGA 18.460A-19.430 MAN EUROPE 6X4 / 3300 DAF-85.330 DAF / RENAULT PREMIUM 440 DXI / IVECO</td> </tr> <tr> <td rowspan="5">ZF NEW ECOSPLIT 16 S 2521 DOUBLE GEAR</td> <td>With spindle (shaft) or milling (25x6) outlet.</td> </tr> <tr> <td>Piston Pump Coupled (4-hole connection ISO)</td> </tr> <tr> <td>Gear Pump Coupled 6x6 Coupling (3-hole connection UNI)</td> </tr> <tr> <td>Coupling (flange connection)</td> </tr> <tr> <td>-</td> </tr> </tbody> </table>	Main Gearbox: ZF NEW ECOSPLIT 16 S 2521 TO(13,80)(B:250)		Product Number Ürün Numarası	Vehicles: 14.463-39.390 MAN TGA-TGA 18.460A-19.430 MAN EUROPE 6X4 / 3300 DAF-85.330 DAF / RENAULT PREMIUM 440 DXI / IVECO	ZF NEW ECOSPLIT 16 S 2521 DOUBLE GEAR	With spindle (shaft) or milling (25x6) outlet.	Piston Pump Coupled (4-hole connection ISO)	Gear Pump Coupled 6x6 Coupling (3-hole connection UNI)	Coupling (flange connection)	-
Main Gearbox: ZF NEW ECOSPLIT 16 S 2521 TO(13,80)(B:250)											
Product Number Ürün Numarası	Vehicles: 14.463-39.390 MAN TGA-TGA 18.460A-19.430 MAN EUROPE 6X4 / 3300 DAF-85.330 DAF / RENAULT PREMIUM 440 DXI / IVECO										
ZF NEW ECOSPLIT 16 S 2521 DOUBLE GEAR	With spindle (shaft) or milling (25x6) outlet.										
	Piston Pump Coupled (4-hole connection ISO)										
	Gear Pump Coupled 6x6 Coupling (3-hole connection UNI)										
	Coupling (flange connection)										
	-										
 	<table border="1"> <thead> <tr> <th colspan="2">Main Gearbox: ZF AS TRONIC 12 AS 1800 IT / 16 AS 1800/16 AS 2200 IT</th> </tr> </thead> <tbody> <tr> <td>Product Number Ürün Numarası</td> <td>Vehicles: 41.480 MAN TGA</td> </tr> <tr> <td rowspan="5">ZF AS TRONIC 16 AS 2200 SINGLE GEAR</td> <td>With spindle (shaft) or milling (25x6) outlet.</td> </tr> <tr> <td>Piston Pump Coupled (4-hole connection ISO)</td> </tr> <tr> <td>Gear Pump Coupled 6x6 Coupling (3-hole connection UNI)</td> </tr> <tr> <td>Coupling (flange connection)</td> </tr> <tr> <td>-</td> </tr> </tbody> </table>	Main Gearbox: ZF AS TRONIC 12 AS 1800 IT / 16 AS 1800/16 AS 2200 IT		Product Number Ürün Numarası	Vehicles: 41.480 MAN TGA	ZF AS TRONIC 16 AS 2200 SINGLE GEAR	With spindle (shaft) or milling (25x6) outlet.	Piston Pump Coupled (4-hole connection ISO)	Gear Pump Coupled 6x6 Coupling (3-hole connection UNI)	Coupling (flange connection)	-
Main Gearbox: ZF AS TRONIC 12 AS 1800 IT / 16 AS 1800/16 AS 2200 IT											
Product Number Ürün Numarası	Vehicles: 41.480 MAN TGA										
ZF AS TRONIC 16 AS 2200 SINGLE GEAR	With spindle (shaft) or milling (25x6) outlet.										
	Piston Pump Coupled (4-hole connection ISO)										
	Gear Pump Coupled 6x6 Coupling (3-hole connection UNI)										
	Coupling (flange connection)										
	-										
 	<table border="1"> <thead> <tr> <th colspan="2">Main Gearbox: ZF AS TRONIC 12 AS 1800 IT / 16 AS 1800/16 AS 2200</th> </tr> </thead> <tbody> <tr> <td>Product Number Ürün Numarası</td> <td>Vehicles: 41.480 MAN TGA</td> </tr> <tr> <td rowspan="5">ZF AS TRONIC 16 AS 2200 DOUBLE GEAR</td> <td>With spindle (shaft) or milling (25x6) outlet.</td> </tr> <tr> <td>Piston Pump Coupled (4-hole connection ISO)</td> </tr> <tr> <td>Gear Pump Coupled 6x6 Coupling (3-hole connection UNI)</td> </tr> <tr> <td>Coupling (flange connection)</td> </tr> <tr> <td>-</td> </tr> </tbody> </table>	Main Gearbox: ZF AS TRONIC 12 AS 1800 IT / 16 AS 1800/16 AS 2200		Product Number Ürün Numarası	Vehicles: 41.480 MAN TGA	ZF AS TRONIC 16 AS 2200 DOUBLE GEAR	With spindle (shaft) or milling (25x6) outlet.	Piston Pump Coupled (4-hole connection ISO)	Gear Pump Coupled 6x6 Coupling (3-hole connection UNI)	Coupling (flange connection)	-
Main Gearbox: ZF AS TRONIC 12 AS 1800 IT / 16 AS 1800/16 AS 2200											
Product Number Ürün Numarası	Vehicles: 41.480 MAN TGA										
ZF AS TRONIC 16 AS 2200 DOUBLE GEAR	With spindle (shaft) or milling (25x6) outlet.										
	Piston Pump Coupled (4-hole connection ISO)										
	Gear Pump Coupled 6x6 Coupling (3-hole connection UNI)										
	Coupling (flange connection)										
	-										

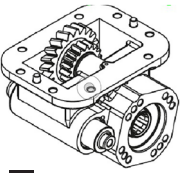

 	Main Gearbox: ZF AS TRONIC 16 AS 251 / 16 S 251+PLATE 12 AS 1631	
	Product Number Ürün Numarası	Vehicles: TG-A 18.460A -19.430 MAN EUROPE 6X4 / 3300 DAF-85.330 CF DAF /14.463 MAN / IVECO 480 STRALIS /39.390 MAN TGA
	ZF AS TRONIC 16 S 251 SINGLE GEAR PLATE ROTERDAR	With spindle (shaft) or milling (25x6) outlet.
		Piston Pump Coupled (4-hole connection ISO)
		Gear Pump Coupled 6x6 Coupling (3-hole connection UNI)
Coupling (flange connection)		
	-	

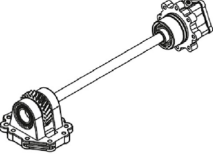



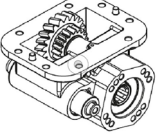

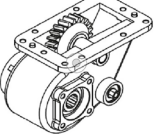

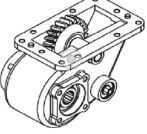

SCANIA P.T.O.

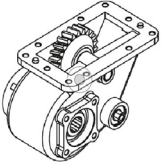

 	Main Gearbox: GS 770 - GS 771 - G 670 - GS 750 - GS 760 - GS 770	
	Product Number Ürün Numarası	Vehicles: 93-100H-111-112-113R-143P-82 H220-93 HG 230 SCANIA
	SCANIA GS771 50319522P0	The rotation of the pump has to be opposite with the rotation of PTO.
		With spindle (shaft) or milling (25x6) outlet.
		Piston Pump Coupled (4-hole connection ISO)
Gear Pump Coupled 6x6 Coupling (3-hole connection UNI)		
	Coupling (flange connection)	

 	Main Gearbox: GR 900/ GRH 900 (1065 rpm, RIGHT)	
	Product Number Ürün Numarası	Vehicles: 94 C 310-124 C 360-R 124 G 360-143 H 450 CV-143 M 400 CV-260H-143H-P 113M-P114-GA 380-114P-124R-113P
	SCANIA GR900 UNI 50310512P0	The rotation of the pump has to be opposite with the rotation of PTO.
		With spindle (shaft) or milling (25x6) outlet.
		Piston Pump Coupled (4-hole connection ISO)
Gear Pump Coupled 6x6 Coupling (3-hole connection UNI)		
	Coupling (flange connection)	

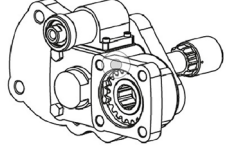

 	Main Gearbox: GRS 900 / GRS 890 / GRS 920 (1065 rpm, RIGHT)	
	Product Number Ürün Numarası	Vehicles: 124 G 420-113-124 L 400-144 L 530-124 LA 420-144 LA 460 144 LA 530-R124 LA 420 R124 GA 420-143H-143M-143.400
	SCANIA GRS900 UNI 50311512P0	The rotation of the pump has to be opposite with the rotation of PTO.
		With spindle (shaft) or milling (25x6) outlet.
		Piston Pump Coupled (4-hole connection ISO)
Gear Pump Coupled 6x6 Coupling (3-hole connection UNI)		
	Coupling (flange connection)	

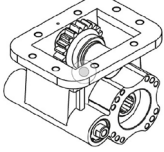

 	Main Gearbox: GR 900/ GRH 900 (1065 rpm, RIGHT)	
	Product Number Ürün Numarası	Vehicles: 124 G 420-113-124 L 400-144 L 530-124 LA 420-144 LA 460 144 LA 530-R124 LA 420 R124 GA 420-143H-143M-143.400
	SCANIA GR900 ISO 50310522P0	The rotation of the pump has to be opposite with the rotation of PTO.
		With spindle (shaft) or milling (25x6) outlet.
		Piston Pump Coupled (4-hole connection ISO)
Gear Pump Coupled 6x6 Coupling (3-hole connection UNI)		
	Coupling (flange connection)	

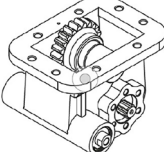

 	Main Gearbox: GR 875/ GR 905 / GRS 905 / GRS 895 /GRSO 906	
	Product Number Ürün Numarası SCANIA GRS905 50312421P0	Vehicles: R420-HG420-HG380 EURO 5 - R 500 SCANIA The rotation of the pump has to be opposite with the rotation of PTO. With spindle (shaft) or milling (25x6) outlet. Piston Pump Coupled (4-hole connection ISO) Gear Pump Coupled 6x6 Coupling (3-hole connection UNI) Coupling (flange connection)
 	Main Gearbox: GRSO 905	
	Product Number Ürün Numarası SCANIA GRSO905 50314421P0	Vehicles: R420 / G420 SCANIA The rotation of the pump has to be opposite with the rotation of PTO. With spindle (shaft) or milling (25x6) outlet. Piston Pump Coupled (4-hole connection ISO) Gear Pump Coupled 6x6 Coupling (3-hole connection UNI) Coupling (flange connection)
 	Main Gearbox: GR 801	
	Product Number Ürün Numarası SCANIA GR801 ISO 50318522P0	Vehicles: R94 - 94 -220 -94-260 - 110H - P93 - P94DB - HP 210 - HP220 SCANIA The rotation of the pump has to be opposite with the rotation of PTO. With spindle (shaft) or milling (25x6) outlet. Piston Pump Coupled (4-hole connection ISO) Gear Pump Coupled 6x6 Coupling (3-hole connection UNI) Coupling (flange connection)
 	Main Gearbox: GR870-871 SCANIA (1000 rpm, RIGHT)	
	Product Number Ürün Numarası SCANIA GR871 50316522P0	Vehicles: P92-93-111-112C-113R-114H-142M-144L-93H-280-R113M The rotation of the pump has to be opposite with the rotation of PTO. With spindle (shaft) or milling (25x6) outlet. Piston Pump Coupled (4-hole connection ISO) Gear Pump Coupled 6x6 Coupling (3-hole connection UNI) Coupling (flange connection)
 	Main Gearbox: GR 860	
	Product Number Ürün Numarası SCANIA GR860 50320522P0	Vehicles: 82H - 110 - 111 -112 - 113 - 140 - 141H - 143 SCANIA The rotation of the pump has to be opposite with the rotation of PTO. With spindle (shaft) or milling (25x6) outlet. Piston Pump Coupled (4-hole connection ISO) Gear Coupled Pump 6x6 Coupling (3-hole connection UNI) Coupling (flange connection)

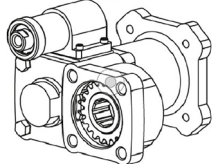

Main Gearbox: GR 880 - GRH 880	
 	Product Number Ürün Numarası Vehicles: P92 - 93- 111- 112C - 113R - 114H -142M - 144L - 93H 280 - R113M SCANIA P 113M - P114 GA 380 - 114 P - 124 R- 113P
	SCANIA GR880 50317522P0
	The rotation of the pump has to be opposite with the rotation of PTO.
	With spindle (shaft) or milling (25x6) outlet.
	Piston Pump Coupled (4-hole connection ISO)
Gear Pump Coupled 6x6 Coupling (3-hole connection UNI)	
Coupling (flange connection)	

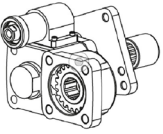

FULLER P.T.O.

Main Gearbox: EATON-FULLER 11612-12612-13612-15612-14607	
 	Product Number Ürün Numarası Vehicles: 440E42-720E37 EUROTECH-EUROTRACER-EUROSTAR / LEYLAND 80.330-85.330-85.400 DAF / 190.36-240.36 IVECO / FODEN 4275
	FULLER REAR 15612 50513321P0
	The rotation of the pump has to be opposite with the rotation of PTO.
	With spindle (shaft) or milling (25x6) outlet.
	Gear Pump Coupled 6x6 Coupling (3-hole connection UNI)
Gear Coupled Pump 6x6 Coupling (3-hole connection UNI)	
-	

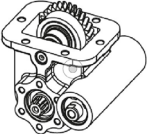

Main Gearbox: RTO 11609-11613-11709-12709-14609 MRTO	
 	Product Number Ürün Numarası Vehicles: 19.361-26.321-26.240-26.280 MAN/180.24-280.26-190.26 -190.30-190.35-190.42-198.38-240.36-330.26-330.30-330.35-380
	FULLER 11609 ISO 50510222P0
	The rotation of the pump has to be opposite with the rotation of PTO.
	With spindle (shaft) or milling (25x6) outlet.
	Piston Pump Coupled (4-hole connection ISO)
Gear Pump Coupled 6x6 Coupling (3-hole connection UNI)	
Coupling (flange connection)	

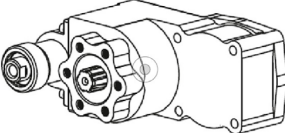

Main Gearbox: RTO 11609-11613-11709-12709-14609 MRTO / RTX 9509-9513	
 	Product Number Ürün Numarası Vehicles: 19.361-26.321-26.240-26.280 MAN 180.24-280.26-190.26-190.30-190.35 -190.42-198.38-240.36-330.26-330.30-330.35-380E30 IVECO / 270-26 FATİH
	FULLER 11609 UNI 50510212P0
	The rotation of the pump has to be opposite with the rotation of PTO.
	With spindle (shaft) or milling (25x6) outlet.
	Piston Pump Coupled (4-hole connection ISO)
Gear Pump Coupled 6x6 Coupling (3-hole connection UNI)	
Coupling (flange connection)	

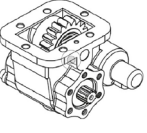

Main Gearbox: EATON-FULLER RT-RTF-RTO-RTX-RTOF-RTOX-MRT11609A-B	
 	Product Number Ürün Numarası Vehicles: 19.361-26.321-26.240-26.280 MAN / 180.24-180-26-190.26-190.30-190.35-190.42-298.38-240.36-330.26-330.30-330.85-380E30 IVECO 270-26 FATİH
	FULLER REAR 11609 50510321P0
	The rotation of the pump has to be opposite with the rotation of PTO.
	With spindle (shaft) or milling (25x6) outlet.
	Piston Pump Coupled (4-hole connection ISO)
Gear Pump Coupled 6x6 Coupling (3-hole connection UNI)	
Coupling (flange connection)	

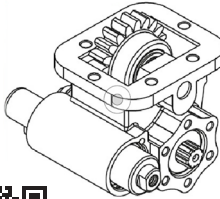

Main Gearbox: RTSO 12316-14316-15316-17316 A (1000 rpm, LEFT)	
 	Product Number Ürün Numarası Vehicles: 19.413 SLIENT 19.314-19.364-19.464-18.403-35.403-21.314 -24.417-27.364 MAN 35.314-35.414-37.464-41.414 -41.603-41.464-50
	FULLER REAR 17316 50511321P0 The rotation of the pump has to be opposite with the rotation of PTO.
	With spindle (shaft) or milling (25x6) outlet.
	Piston Pump Coupled (4-hole connection ISO)
	Gear Pump Coupled 6x6 Coupling (3-hole connection UNI)
Coupling (flange connection)	

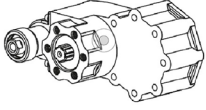

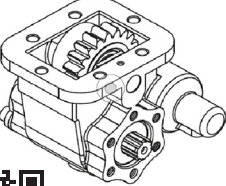

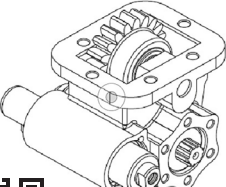

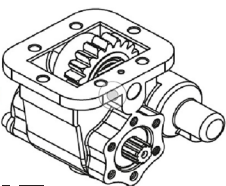



EATON P.T.O.

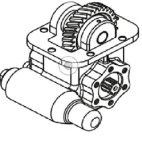

Main Gearbox: CHRYSLER	
 	Product Number Ürün Numarası Vehicles: FS 6306 A_FS 5306 A _ 6406
	EATON 6406 PK 50422512P0 The rotation of the pump has to be opposite with the rotation of PTO.
	With spindle (shaft) or milling (25x6) outlet.
	Piston Pump Coupled (4-hole connection ISO)
	Gear Pump Coupled 6x6 Coupling (3-hole connection UNI)
Coupling (flange connection)	



Main Gearbox: EATON-HEMA 475 R SML-SMA-SMO-SME-CMA	
 	Product Number Ürün Numarası Vehicles: 105.08-110.08-145.22 FATİH / 2014-2114-FORD CARGO 1800 INTER / 1212-1312 FORD (83-86)1812-1814-2014-2117-2517
	EATON HEMA 475 K 50410311P0 The rotation of the pump has to be opposite with the rotation of PTO.
	With spindle (shaft) or milling (25x6) outlet.
	Piston Pump Coupled (4-hole connection ISO)
	Gear Pump Coupled 6x6 Coupling (3-hole connection UNI)
Coupling (flange connection)	

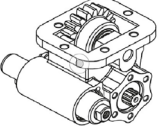

Main Gearbox: EATON-HEMA 475 L SML-SMA-SMO-SME-CMA-CMO	
 	Product Number Ürün Numarası Vehicles: 105.08-110.08-145.22 FATİH / 2014-2114 FORD CARGO As600 DODGE / 1800 INTER / 1210-1212-1312 FORD (83-86) 1812-1814-2117
	HEMA EATON 475 L 50410511P0 The rotation of the pump has to be opposite with the rotation of PTO.
	With spindle (shaft) or milling (25x6) outlet.
	Piston Pump Coupled (4-hole connection ISO)
	Gear Pump Coupled 6x6 Coupling (3-hole connection UNI)
Coupling (flange connection)	

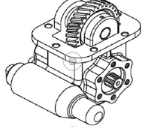

Main Gearbox: EATON HEMA 475 R SML-SMA-SMO-SME-CMA-CMO	
 	Product Number Ürün Numarası Vehicles: 105.08-110.08-145.22 FATİH /2014-2114 FORD CARGO 1800 INTER / 1212-1312 FORD (83-86) 1812-1814-2014*2117-2517 FORD
	EATON HEMA 475 R 50410512P0 The rotation of the pump has to be opposite with the rotation of PTO.
	With spindle (shaft) or milling (25x6) outlet.
	Piston Pump Coupled (4-hole connection ISO)
	Gear Pump Coupled 6x6 Coupling (3-hole connection UNI)
Coupling (flange connection)	

 	<table border="1"> <thead> <tr> <th colspan="2">Main Gearbox: EATON-HEMA 570-542-640 R SMA-SMS-SMR</th> </tr> </thead> <tbody> <tr> <td>Product Number Ürün Numarası</td> <td>Vehicles: 162.22-162.25-170.25- FATİH / 2114-2116-2517 FORD CARGO (86-96) 180 FATİH BMC BEDFORD GENETO / 1830</td> </tr> <tr> <td rowspan="5">EATON HEMA 570 K 50411311P0</td> <td>The rotation of the pump has to be opposite with the rotation of PTO.</td> </tr> <tr> <td>With spindle (shaft) or milling (25x6) outlet.</td> </tr> <tr> <td>Piston Pump Coupled (4-hole connection ISO)</td> </tr> <tr> <td>Gear Pump Coupled 6x6 Coupling (3-hole connection UNI)</td> </tr> <tr> <td>Coupling (flange connection)</td> </tr> </tbody> </table>	Main Gearbox: EATON-HEMA 570-542-640 R SMA-SMS-SMR		Product Number Ürün Numarası	Vehicles: 162.22-162.25-170.25- FATİH / 2114-2116-2517 FORD CARGO (86-96) 180 FATİH BMC BEDFORD GENETO / 1830	EATON HEMA 570 K 50411311P0	The rotation of the pump has to be opposite with the rotation of PTO.	With spindle (shaft) or milling (25x6) outlet.	Piston Pump Coupled (4-hole connection ISO)	Gear Pump Coupled 6x6 Coupling (3-hole connection UNI)	Coupling (flange connection)
Main Gearbox: EATON-HEMA 570-542-640 R SMA-SMS-SMR											
Product Number Ürün Numarası	Vehicles: 162.22-162.25-170.25- FATİH / 2114-2116-2517 FORD CARGO (86-96) 180 FATİH BMC BEDFORD GENETO / 1830										
EATON HEMA 570 K 50411311P0	The rotation of the pump has to be opposite with the rotation of PTO.										
	With spindle (shaft) or milling (25x6) outlet.										
	Piston Pump Coupled (4-hole connection ISO)										
	Gear Pump Coupled 6x6 Coupling (3-hole connection UNI)										
	Coupling (flange connection)										
 	<table border="1"> <thead> <tr> <th colspan="2">Main Gearbox: EATON-HEMA 570-542-640 L SMA-SMS-SMRSMH</th> </tr> </thead> <tbody> <tr> <td>Product Number Ürün Numarası</td> <td>Vehicles: 162.22-162.25-170.25 FATİH / 2114-2116-2517- FORD CARGO BEDFORD GENETO / 1830 INTER</td> </tr> <tr> <td rowspan="5">EATON HEMA 570 L 50411511P0</td> <td>The rotation of the pump has to be opposite with the rotation of PTO.</td> </tr> <tr> <td>With spindle (shaft) or milling (25x6) outlet.</td> </tr> <tr> <td>Piston Pump Coupled (4-hole connection ISO)</td> </tr> <tr> <td>Gear Pump Coupled 6x6 Coupling (3-hole connection UNI)</td> </tr> <tr> <td>Coupling (flange connection)</td> </tr> </tbody> </table>	Main Gearbox: EATON-HEMA 570-542-640 L SMA-SMS-SMRSMH		Product Number Ürün Numarası	Vehicles: 162.22-162.25-170.25 FATİH / 2114-2116-2517- FORD CARGO BEDFORD GENETO / 1830 INTER	EATON HEMA 570 L 50411511P0	The rotation of the pump has to be opposite with the rotation of PTO.	With spindle (shaft) or milling (25x6) outlet.	Piston Pump Coupled (4-hole connection ISO)	Gear Pump Coupled 6x6 Coupling (3-hole connection UNI)	Coupling (flange connection)
Main Gearbox: EATON-HEMA 570-542-640 L SMA-SMS-SMRSMH											
Product Number Ürün Numarası	Vehicles: 162.22-162.25-170.25 FATİH / 2114-2116-2517- FORD CARGO BEDFORD GENETO / 1830 INTER										
EATON HEMA 570 L 50411511P0	The rotation of the pump has to be opposite with the rotation of PTO.										
	With spindle (shaft) or milling (25x6) outlet.										
	Piston Pump Coupled (4-hole connection ISO)										
	Gear Pump Coupled 6x6 Coupling (3-hole connection UNI)										
	Coupling (flange connection)										
 	<table border="1"> <thead> <tr> <th colspan="2">Main Gearbox: EATON-HEMA 570-542-640 R SMA-SMS-SMR-SMH</th> </tr> </thead> <tbody> <tr> <td>Product Number Ürün Numarası</td> <td>Vehicles: 162.22-162.25-170.25 FATİH / 2114-2116-2517- FORD CARGO (86-96) 180 FATİH BMC BEDFORD GENETO / 1830 INTER / 1850</td> </tr> <tr> <td rowspan="5">EATON HEMA 570 R 50411512P0</td> <td>The rotation of the pump has to be opposite with the rotation of PTO.</td> </tr> <tr> <td>With spindle (shaft) or milling (25x6) outlet.</td> </tr> <tr> <td>Piston Pump Coupled (4-hole connection ISO)</td> </tr> <tr> <td>Gear Pump Coupled 6x6 Coupling (3-hole connection UNI)</td> </tr> <tr> <td>Coupling (flange connection)</td> </tr> </tbody> </table>	Main Gearbox: EATON-HEMA 570-542-640 R SMA-SMS-SMR-SMH		Product Number Ürün Numarası	Vehicles: 162.22-162.25-170.25 FATİH / 2114-2116-2517- FORD CARGO (86-96) 180 FATİH BMC BEDFORD GENETO / 1830 INTER / 1850	EATON HEMA 570 R 50411512P0	The rotation of the pump has to be opposite with the rotation of PTO.	With spindle (shaft) or milling (25x6) outlet.	Piston Pump Coupled (4-hole connection ISO)	Gear Pump Coupled 6x6 Coupling (3-hole connection UNI)	Coupling (flange connection)
Main Gearbox: EATON-HEMA 570-542-640 R SMA-SMS-SMR-SMH											
Product Number Ürün Numarası	Vehicles: 162.22-162.25-170.25 FATİH / 2114-2116-2517- FORD CARGO (86-96) 180 FATİH BMC BEDFORD GENETO / 1830 INTER / 1850										
EATON HEMA 570 R 50411512P0	The rotation of the pump has to be opposite with the rotation of PTO.										
	With spindle (shaft) or milling (25x6) outlet.										
	Piston Pump Coupled (4-hole connection ISO)										
	Gear Pump Coupled 6x6 Coupling (3-hole connection UNI)										
	Coupling (flange connection)										
 	<table border="1"> <thead> <tr> <th colspan="2">Main Gearbox: EATON FS/FSO/H/V 4106-5206 A/B/H (375 rpm, LEFT)</th> </tr> </thead> <tbody> <tr> <td>Product Number Ürün Numarası</td> <td>Vehicles: 180-617-620-622 BMC PRO / 200.26-180 FATİH BMC 2520 FORD CARGO / AS 950 / CHRYSLER 180.12-210-220 CD-320</td> </tr> <tr> <td rowspan="5">EATON 4106L 50413511P0</td> <td>The rotation of the pump has to be opposite with the rotation of PTO.</td> </tr> <tr> <td>With spindle (shaft) or milling (25x6) outlet.</td> </tr> <tr> <td>Piston Pump Coupled (4-hole connection ISO)</td> </tr> <tr> <td>Gear Pump Coupled 6x6 Coupling (3-hole connection UNI)</td> </tr> <tr> <td>Coupling (flange connection)</td> </tr> </tbody> </table>	Main Gearbox: EATON FS/FSO/H/V 4106-5206 A/B/H (375 rpm, LEFT)		Product Number Ürün Numarası	Vehicles: 180-617-620-622 BMC PRO / 200.26-180 FATİH BMC 2520 FORD CARGO / AS 950 / CHRYSLER 180.12-210-220 CD-320	EATON 4106L 50413511P0	The rotation of the pump has to be opposite with the rotation of PTO.	With spindle (shaft) or milling (25x6) outlet.	Piston Pump Coupled (4-hole connection ISO)	Gear Pump Coupled 6x6 Coupling (3-hole connection UNI)	Coupling (flange connection)
Main Gearbox: EATON FS/FSO/H/V 4106-5206 A/B/H (375 rpm, LEFT)											
Product Number Ürün Numarası	Vehicles: 180-617-620-622 BMC PRO / 200.26-180 FATİH BMC 2520 FORD CARGO / AS 950 / CHRYSLER 180.12-210-220 CD-320										
EATON 4106L 50413511P0	The rotation of the pump has to be opposite with the rotation of PTO.										
	With spindle (shaft) or milling (25x6) outlet.										
	Piston Pump Coupled (4-hole connection ISO)										
	Gear Pump Coupled 6x6 Coupling (3-hole connection UNI)										
	Coupling (flange connection)										
 	<table border="1"> <thead> <tr> <th colspan="2">Main Gearbox: EATON FS/FSO/H/V 4106-5206 A/B/H (675 rpm, LEFT)</th> </tr> </thead> <tbody> <tr> <td>Product Number Ürün Numarası</td> <td>Vehicles: 180-617-620-622 BMC PRO / 200.26-180 FATİH BMC 2520 FORD CARGO / AS 950 / CHRYSLER 180.12-210-220 CD</td> </tr> <tr> <td rowspan="5">EATON 4106K 50412321P0</td> <td>The rotation of the pump has to be opposite with the rotation of PTO.</td> </tr> <tr> <td>With spindle (shaft) or milling (25x6) outlet.</td> </tr> <tr> <td>Piston Pump Coupled (4-hole connection ISO)</td> </tr> <tr> <td>Gear Pump Coupled 6x6 Coupling (3-hole connection UNI)</td> </tr> <tr> <td>Coupling (flange connection)</td> </tr> </tbody> </table>	Main Gearbox: EATON FS/FSO/H/V 4106-5206 A/B/H (675 rpm, LEFT)		Product Number Ürün Numarası	Vehicles: 180-617-620-622 BMC PRO / 200.26-180 FATİH BMC 2520 FORD CARGO / AS 950 / CHRYSLER 180.12-210-220 CD	EATON 4106K 50412321P0	The rotation of the pump has to be opposite with the rotation of PTO.	With spindle (shaft) or milling (25x6) outlet.	Piston Pump Coupled (4-hole connection ISO)	Gear Pump Coupled 6x6 Coupling (3-hole connection UNI)	Coupling (flange connection)
Main Gearbox: EATON FS/FSO/H/V 4106-5206 A/B/H (675 rpm, LEFT)											
Product Number Ürün Numarası	Vehicles: 180-617-620-622 BMC PRO / 200.26-180 FATİH BMC 2520 FORD CARGO / AS 950 / CHRYSLER 180.12-210-220 CD										
EATON 4106K 50412321P0	The rotation of the pump has to be opposite with the rotation of PTO.										
	With spindle (shaft) or milling (25x6) outlet.										
	Piston Pump Coupled (4-hole connection ISO)										
	Gear Pump Coupled 6x6 Coupling (3-hole connection UNI)										
	Coupling (flange connection)										

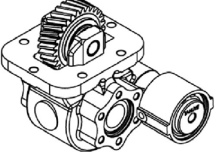

Main Gearbox: EATON FS/FSO/H/V 4106-5206 A/B/H (750 rpm, RIGHT)	
 	Product Number Ürün Numarası Vehicles: 180-617-620-622 BMC PRO / 200.26-180 FATİH BMC 2520 FORD CARGO / AS 950 / CHRYSLER180.12-210
	EATON 4106H 50412512P0 The rotation of the pump has to be opposite with the rotation of PTO.
	With spindle (shaft) or milling (25x6) outlet.
	Piston Pump Coupled (4-hole connection ISO)
	Gear Pump Coupled 6x6 Coupling (3-hole connection UNI)
Coupling (flange connection)	

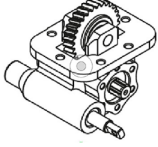

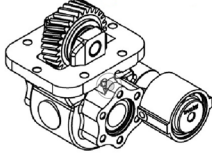

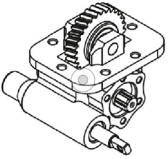

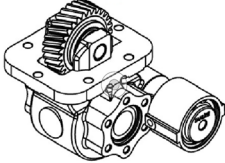

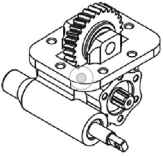

Main Gearbox: EATON FS/FSV/FSO/H/V 6109-6209-8209-8309A	
 	Product Number Ürün Numarası Vehicles: 214.26-220.26-280 FATİH / 2520L-2621 FORD CARGO 522-822-620 BMC 280 / FODEN 3000 26.234-26.264-26.284
	EATON 6109K 50414321P0 The rotation of the pump has to be opposite with the rotation of PTO.
	With spindle (shaft) or milling (25x6) outlet.
	Piston Pump Coupled (4-hole connection ISO)
	Gear Pump Coupled 6x6 Coupling (3-hole connection UNI)
Coupling (flange connection)	

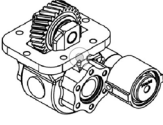

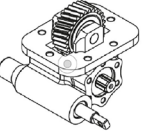

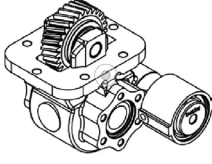

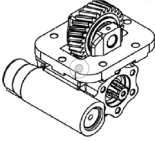

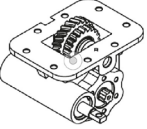

Main Gearbox: EATON FS/FSV/FSO/H/V 6109-6209-8209-8309 A	
 	Product Number Ürün Numarası Vehicles: 214.26-220.26-280 FATİH / 2520L-2621 FORD CARGO 522 -822-620 BMC 280 / FODEN 3000 26.234-26.264-26.284 MAN 6X2
	EATON 6109-8209 L 50414511P0 The rotation of the pump has to be opposite with the rotation of PTO.
	With spindle (shaft) or milling (25x6) outlet.
	Piston Pump Coupled (4-hole connection ISO)
	Gear Pump Coupled 6x6 Coupling (3-hole connection UNI)
Coupling (flange connection)	

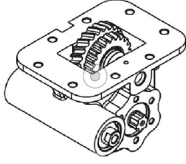

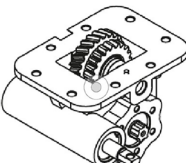

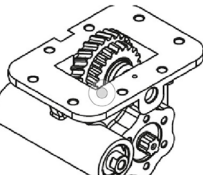

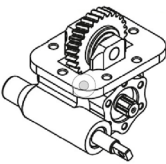

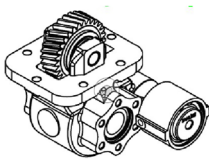

Main Gearbox: EATON FS/FSV/FSO/H/V 6109-6209-8209-8309 A	
 	Product Number Ürün Numarası Vehicles: 214.26-220.26-280 FATİH / 2520L-2621 FORD CARGO 522 -822-620 BMC 280 / FODEN 3000 26.234-26.264-26.284 MAN 6X2
	EATON 6109H 50417512P0 The rotation of the pump has to be opposite with the rotation of PTO.
	With spindle (shaft) or milling (25x6) outlet.
	Piston Pump Coupled (4-hole connection ISO)
	Gear Pump Coupled 6x6 Coupling (3-hole connection UNI)
Coupling (flange connection)	

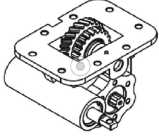

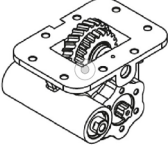

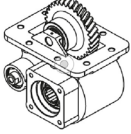

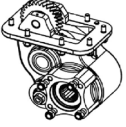

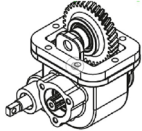

ISUZU P.T.O.

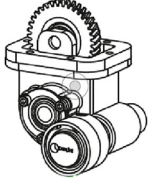

Main Gearbox: M153 / M150 / M 155 / M151 / M52 / H50 / H 260 /4VB /5VB	
 	Product Number Ürün Numarası Vehicles: HINO 300 DUTRO / TOYOTA WU 412L / DAIHATSU DELTA / TOYATO DYNA H260-200-400
	ISUZU HINO M153 VACUUM 50654512V0 The rotation of the pump has to be opposite with the rotation of PTO.
	With spindle (shaft) or milling (25x6) outlet.
	Piston Pump Coupled (4-hole connection ISO)
	Gear Pump Coupled 6x6 Coupling (3-hole connection UNI)
Coupling (flange connection)	

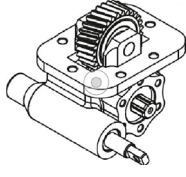

 	Main Gearbox: MSB-5S/MSB-5M/MSB-5G/MOA-89/MSB-5R (600 rpm, RIGHT)	
	Product Number Ürün Numarası	Vehicles: NKR 2.8 ISUZU LOW / NKR 55 LOW / NHR 55E / CARRIER 250T
 	Main Gearbox: MSB-5S/MSB-5M/MSB-5G/MOA-89/MSB-5R (600 rpm, RIGHT)	
	Product Number Ürün Numarası	Vehicles: NKR 2.8 ISUZU LOW / NKR 55 LOW / NHR 55E / CARRIER 250T
	ISUZU MSB 5S VACUUM 50610512V0	The rotation of the pump has to be opposite with the rotation of PTO.
		With spindle (shaft) or milling (25x6) outlet.
		Piston Pump Coupled (4-hole connection ISO)
Gear Pump Coupled 6x6 Coupling (3-hole connection UNI)		
Coupling (flange connection)		
 	Main Gearbox: MSA-5P/MSA-5G/SMA-SP/MSA-SP/MSA-5D (600 rpm, RIGHT)	
	Product Number Ürün Numarası	Vehicles: KS 11-KS 20-KS 21-KS 32-8.8 WIDE DIESEL-NKR 55L / 3.3 IRAN ISUZU NKR-NHR-NPR 3.6 / 3.9 ISUZU HVC SAH 1063 (LC 5 T 30)
 	Main Gearbox: MSA-5P/MSA-5G/SMA-SP/MSA-SP/MSA-5D (600 rpm, RIGHT)	
	Product Number Ürün Numarası	Vehicles: KS 11-KS 20-KS 21-KS 32-8.8 WIDE DIESEL-NKR 55L / 3.3 IRAN ISUZU NKR-NHR-NPR 3.6 / 3.9 ISUZU HVC SAH 1063 (LC 5 T 30)
	ISUZU MSA 5P VACUUM 50611512V0	The rotation of the pump has to be opposite with the rotation of PTO.
		With spindle (shaft) or milling (25x6) outlet.
		Piston Pump Coupled (4-hole connection ISO)
Gear Pump Coupled 6x6 Coupling (3-hole connection UNI)		
Coupling (flange connection)		
 	Main Gearbox: MXA-5R / MXA-5S / MSA-5D / MSA-5S MXA-6R / MXA 5C	
	Product Number Ürün Numarası	Vehicles: NKR WIDE LX 100 HP-4.3 NPR CHAMPION ISUZU / 3.2 NPR ISUZU NPR 66 / NHR 70 NKR 66 / NKR 66E / NPR 66P
ISUZU MXA 5R MECHANICAL 50612512M0	The rotation of the pump has to be opposite with the rotation of PTO.	
	With spindle (shaft) or milling (25x6) outlet.	
	Piston Pump Coupled (4-hole connection ISO)	
	Gear Pump Coupled 6x6 Coupling (3-hole connection UNI)	
	Coupling (flange connection)	

 	Main Gearbox: MXA-5R / MXA-5S / MSA-5D / MSA-5S MXA-6R / MXA 5C	
	Product Number Ürün Numarası ISUZU MXA 5R VACUUM 50612512V0	Vehicles: NKR WIDE LX 100 HP-4.3 NPR CHAMPION ISUZU / 3.2 NPR ISUZU NPR 66 / NHR 70 NKR 66 / NKR 66E / NPR 66P The rotation of the pump has to be opposite with the rotation of PTO. With spindle (shaft) or milling (25x6) outlet. Piston Pump Coupled (4-hole connection ISO) Gear Pump Coupled 6x6 Coupling (3-hole connection UNI) Coupling (flange connection)
 	Main Gearbox: MOY-9F / MOY-9H /MOYCR (1000 rpm, LEFT)	
	Product Number Ürün Numarası ISUZU MOY 9F MK (MOY CR) 50617512M0	Vehicles: 4.3 NPR 66-71-75-77 ISUZU CHAMPION (2005-2006) / NKR 250 / NPR 250 NKR 66 E2L / ELF 130 / NPR 66L/NQR 71 PL/NPR85 / NPR 70 The rotation of the pump has to be opposite with the rotation of PTO. With spindle (shaft) or milling (25x6) outlet. Piston Pump Coupled (4-hole connection ISO) Gear Pump Coupled 6x6 Coupling (3-hole connection UNI) Coupling (flange connection)
 	Main Gearbox: MOY-9F / MOY-9H /MOYCR (1000 rpm, RIGHT)	
	Product Number Ürün Numarası ISUZU MOY CR VACUUM 50617512V0	Vehicles: 4.3 NPR 66-71-75-77 ISUZU CHAMPION (2005-2006) / NKR 250 / NPR 250 NKR 66 E2L The rotation of the pump has to be opposite with the rotation of PTO. With spindle (shaft) or milling (25x6) outlet. Piston Pump Coupled (4-hole connection ISO) Gear Pump Coupled 6x6 Coupling (3-hole connection UNI) Coupling (flange connection)
 	Main Gearbox: MOY-9F / MOY-9H /MOYCR (1000 rpm, RIGHT)	
	Product Number Ürün Numarası ISUZU MOY CR PNEUMATIC 50617512P0	Vehicles: NQR 4.8 TURBO ISUZU / NQR 70 P/FSR /LM 524 The rotation of the pump has to be opposite with the rotation of PTO. With spindle (shaft) or milling (25x6) outlet. Piston Pump Coupled (4-hole connection ISO) Gear Pump Coupled 6x6 Coupling (3-hole connection UNI) Coupling (flange connection)
 	Main Gearbox: MBP-6P / MBF-5C / MBG-6P-6Q / MBG-5A /MBD-5A	
	Product Number Ürün Numarası ISUZU MBP 6P MK 50613512M0	Vehicles: NQR 4.8 TURBO ISUZU / NQR 70 P/FSR /LM 524 The rotation of the pump has to be opposite with the rotation of PTO. With spindle (shaft) or milling (25x6) outlet. Piston Pump Coupled (4-hole connection ISO) Gear Pump Coupled 6x6 Coupling (3-hole connection UNI) Coupling (flange connection)

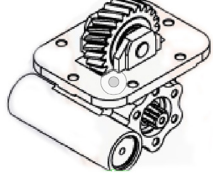

 	Main Gearbox: MBP-6P / MBF-5C / MBG-6P-6Q / MBG-5A / MBD-5A	
	Product Number Ürün Numarası ISUZU MBP 6P PK 50613512P0	Vehicles: NQR 4.8 TURBO ISUZU / NQR 70 P/FSR /LM 524 The rotation of the pump has to be opposite with the rotation of PTO. With spindle (shaft) or milling (25x6) outlet. Piston Pump Coupled (4-hole connection ISO) Gear Pump Coupled 6x6 Coupling (3-hole connection UNI) Coupling (flange connection)
 	Main Gearbox: MOZ-06 / MZZ-6U / MZZ-6W / MZZ-5L / MZZ-6C (700 rpm, RIGHT)	
	Product Number Ürün Numarası ISUZU MOZ 06 MK 50614512M0	Vehicles: NQR 4.8 3D TURBO ISUZU (2005)/NQR 71PL 5.2 ISUZU MOZ 95 The rotation of the pump has to be opposite with the rotation of PTO. With spindle (shaft) or milling (25x6) outlet. Piston Pump Coupled (4-hole connection ISO) Gear Pump Coupled 6x6 Coupling (3-hole connection UNI) Coupling (flange connection)
 	Main Gearbox: MOZ-06 / MZZ-6U / MZZ-6W / MZZ-5L / MZZ-6C (700 rpm, RIGHT)	
	Product Number Ürün Numarası ISUZU MOZ 06 PK 50614512P0	Vehicles: NQR 4.8 3D TURBO ISUZU (2005)/NQR 71PL 5.2 ISUZU MOZ 95 The rotation of the pump has to be opposite with the rotation of PTO. With spindle (shaft) or milling (25x6) outlet. Piston Pump Coupled (4-hole connection ISO) Gear Pump Coupled 6x6 Coupling (3-hole connection UNI) Coupling (flange connection)
 	Main Gearbox: 33111-2065 / 08V0484 / 07L108LE05S / LH06S	
	Product Number Ürün Numarası ISUZU HINO L100-108 MECHANICAL 50650512M0	Vehicles: HINO L-100/FBC 112 SA The rotation of the pump has to be opposite with the rotation of PTO. With spindle (shaft) or milling (25x6) outlet. Piston Pump Coupled (4-hole connection ISO) Gear Pump Coupled 6x6 Coupling (3-hole connection UNI) Coupling (flange connection)
 	Main Gearbox: 33111-2065 / 08V0484 / 07L108LE05S / LH06S	
	Product Number Ürün Numarası ISUZU HINO L100-108 VACUUM 50650512V0	Vehicles: HINO L-100/FBC 112 SA The rotation of the pump has to be opposite with the rotation of PTO. With spindle (shaft) or milling (25x6) outlet. Piston Pump Coupled (4-hole connection ISO) Gear Pump Coupled 6x6 Coupling (3-hole connection UNI) Coupling (flange connection)

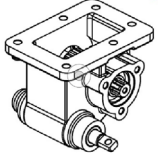

 	Main Gearbox: ISUZU MOZ 79-MOZ 95	
	Product Number Ürün Numarası ISUZU MOZ 79 MK 50615512M0	Vehicles: ISUZU FRR 90 / NPR 3D / NPR75L / NPR LONG 3D ISUZU The rotation of the pump has to be opposite with the rotation of PTO. With spindle (shaft) or milling (25x6) outlet. Piston Pump Coupled (4-hole connection ISO) Gear Pump Coupled 6x6 Coupling (3-hole connection UNI) Coupling (flange connection)
 	Main Gearbox: ISUZU MOZ 79-MOZ 95	
	Product Number Ürün Numarası ISUZU MOZ 79 PK 50615512P0	Vehicles: ISUZU FRR 90 / NPR 3D / NPR75L / NPR LONG 3D ISUZU The rotation of the pump has to be opposite with the rotation of PTO. With spindle (shaft) or milling (25x6) outlet. Piston Pump Coupled (4-hole connection ISO) Gear Pump Coupled 6x6 Coupling (3-hole connection UNI) Coupling (flange connection)
 	Main Gearbox: MLD-6A / MLD-6C,6E,6Q,7R,6B,6D,6F,6R,7Q,6G	
	Product Number Ürün Numarası ISUZU MLD 6A 50619521P0	Vehicles: 4.8 FTR ISUZU / FTR 33P / FTR33K / FNR / FVR5FF / FSR33L / FVR33P / LT132 / CHEVROLET FVR 32 ML The rotation of the pump has to be opposite with the rotation of PTO. With spindle (shaft) or milling (25x6) outlet. Piston Pump Coupled (4-hole connection ISO) Gear Pump Coupled 6x6 Coupling (3-hole connection UNI) Coupling (flange connection)
 	Main Gearbox: ISUZU MZW 6 P, ISUZU MW 02 B, ISUZU MW00M-T1938805,	
	Product Number Ürün Numarası ISUZU MZW 6P PK 50621522P0	Vehicles: ISUZU TORA, ISUZU FORWARD-FV The rotation of the pump has to be opposite with the rotation of PTO. With spindle (shaft) or milling (25x6) outlet. Piston Pump Coupled (4-hole connection ISO) Gear Pump Coupled 6x6 Coupling (3-hole connection UNI) Coupling (flange connection)
 	Main Gearbox: M550	
	Product Number Ürün Numarası ISUZU HINO M550 MK 50652512M0	Vehicles: HINO 614 / HINO 3615 The rotation of the pump has to be opposite with the rotation of PTO. With spindle (shaft) or milling (25x6) outlet. Piston Pump Coupled (4-hole connection ISO) Gear Pump Coupled 6x6 Coupling (3-hole connection UNI) Coupling (flange connection)

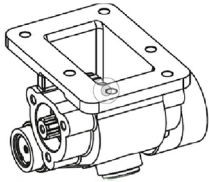

Main Gearbox: M550	
 	Product Number Ürün Numarası ISUZU HINO M550 VK 50652512V0
	Vehicles: HINO 614 / HINO 3615
	The rotation of the pump has to be opposite with the rotation of PTO.
	With spindle (shaft) or milling (25x6) outlet.
	Piston Pump Coupled (4-hole connection ISO)
Gear Pump Coupled 6x6 Coupling (3-hole connection UNI)	
Coupling (flange connection)	

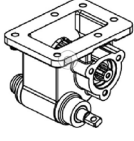

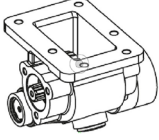

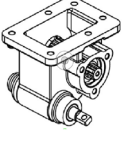

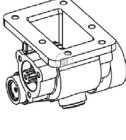

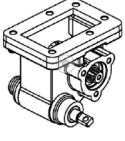

Main Gearbox: M153 / M150 / M 155 / M151 / M52 / H50 / H 260 / 4VB / 5VB	
 	Product Number Ürün Numarası ISUZU HINO M153 MECHANICAL 50654512M0
	Vehicles: HINO 300 DUTRO / TOYOTA WU 412L / DAIHATSU DELTA / TOYATO DYNA H260-200-400
	The rotation of the pump has to be opposite with the rotation of PTO.
	With spindle (shaft) or milling (25x6) outlet.
	Piston Pump Coupled (4-hole connection ISO)
Gear Pump Coupled 6x6 Coupling (3-hole connection UNI)	
Coupling (flange connection)	

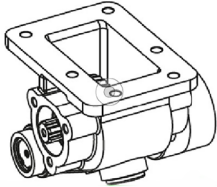

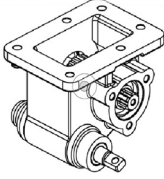

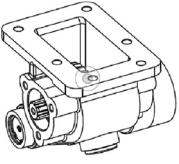

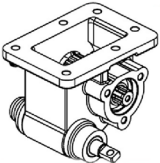

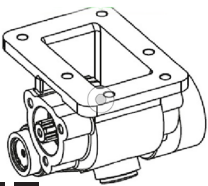

MITSUBISHI P.T.O.

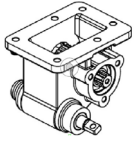

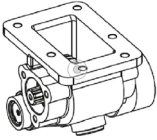

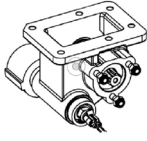

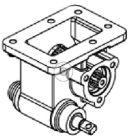

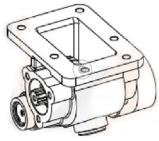

Main Gearbox: MO 60S5 / 60S6 / 50S5	
 	Product Number Ürün Numarası MITSUBISHI MO60S5 PNEUMATIC 50721512P0
	Vehicles: MITSUBISHI 657 / FM 1060
	The rotation of the pump has to be opposite with the rotation of PTO.
	With spindle (shaft) or milling (25x6) outlet.
	Piston Pump Coupled (4-hole connection ISO)
Gear Pump Coupled 6x6 Coupling (3-hole connection UNI)	
Coupling (flange connection)	

Main Gearbox: M1S5-M2S5-M3S (375 rpm, RIGHT)	
 	Product Number Ürün Numarası MITSUBISHI M1S5 MK 50710512M0
	Vehicles: 444-449 CANTER MITSUBISHI (704) / H350/ 3F 412 / Hd35 -HD50-65-72-77 HYUNDAI
	The rotation of the pump has to be opposite with the rotation of PTO.
	With spindle (shaft) or milling (25x6) outlet.
	Piston Pump Coupled (4-hole connection ISO)
Gear Pump Coupled 6x6 Coupling (3-hole connection UNI)	
Coupling (flange connection)	

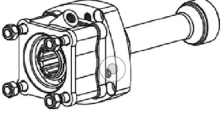

Main Gearbox: M1S5-M2S5-M3S (375 rpm, RIGHT)	
 	Product Number Ürün Numarası MITSUBISHI M1S5 VACUUM 50710512V0
	Vehicles: 444-449 CANTER MITSUBISHI (704) / H350/ 3F 412 / Hd35 -HD50-65-72-77 HYUNDAI
	The rotation of the pump has to be opposite with the rotation of PTO.
	With spindle (shaft) or milling (25x6) outlet.
	Piston Pump Coupled (4-hole connection ISO)
Gear Pump Coupled 6x6 Coupling (3-hole connection UNI)	
Coupling (flange connection)	

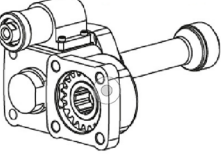

 	Main Gearbox: MO 15 S 5 (375 rpm, RIGHT)	
	Product Number Ürün Numarası MITSUBISHI MO15S5 MK 50712512M0	Vehicles: FE 511-711 MITSUBISHI The rotation of the pump has to be opposite with the rotation of PTO. With spindle (shaft) or milling (25x6) outlet. Piston Pump Coupled (4-hole connection ISO) Gear Pump Coupled 6x6 Coupling (3-hole connection UNI) Coupling (flange connection)
 	Main Gearbox: MO 15 S 5 (375 rpm, RIGHT)	
	Product Number Ürün Numarası MITSUBISHI MO15S5 VACUUM 50712512V0	Vehicles: FE 511-711 MITSUBISHI The rotation of the pump has to be opposite with the rotation of PTO. With spindle (shaft) or milling (25x6) outlet. Piston Pump Coupled (4-hole connection ISO) Gear Pump Coupled 6x6 Coupling (3-hole connection UNI) Coupling (flange connection)
 	Main Gearbox: MO 25 S 5 (350 rpm, RIGHT)	
	Product Number Ürün Numarası MITSUBISHI MO25S5 MK 50713512M0	Vehicles: 635 FE-515 FE-519 FE-FE 534-FE 544-FB 634-FE 639C-839-859 G MITSUBISHI (739) FE130C1 CANTER 2.0 SUPER LOW The rotation of the pump has to be opposite with the rotation of PTO. With spindle (shaft) or milling (25x6) outlet. Piston Pump Coupled (4-hole connection ISO) Gear Pump Coupled 6x6 Coupling (3-hole connection UNI) Coupling (flange connection)
 	Main Gearbox: MO 25 S 5 (350 rpm, RIGHT)	
	Product Number Ürün Numarası MITSUBISHI MO25S5 VACUUM 50713512M0	Vehicles: 635 FE-515 FE-519 FE-FE 534-FE 544-FB 634-FE 639 C-839-859 G MITSUBISHI (739) FE130C1 CANTER 2.0 SUPER LOW The rotation of the pump has to be opposite with the rotation of PTO. Milli (şaftlı) veya freze (25x6) çıkışlı. Piston Pump Coupled (4-hole connection ISO) Gear Pump Coupled 6x6 Coupling (3-hole connection UNI) Coupling (flange connection)
 	Main Gearbox: MO 26 S 5 / 27 S 5 (4,748)	
	Product Number Ürün Numarası MITSUBISHI MO26S5 MK 50714512M0	Vehicles: FE 730-FE 839EURO 4 FE71BB / FE73BE / FE83BC The rotation of the pump has to be opposite with the rotation of PTO. With spindle (shaft) or milling (25x6) outlet. Piston Pump Coupled (4-hole connection ISO) Gear Pump Coupled 6x6 Coupling (3-hole connection UNI) Coupling (flange connection)

 	Main Gearbox: MO 26 S 5 / 27 S 5 (4,748)	
	Product Number Ürün Numarası MITSUBISHI MO26S5 VACUUM 50714512V0	Vehicles: FE 730-FE 839EURO 4 FE71BB / FE73BE / FE83BC The rotation of the pump has to be opposite with the rotation of PTO. With spindle (shaft) or milling (25x6) outlet. Piston Pump Coupled (4-hole connection ISO) Gear Pump Coupled 6x6 Coupling (3-hole connection UNI) Coupling (flange connection)
 	Main Gearbox: MO 35 S 5 / MO 35 T3 (350 rpm, RIGHT)	
	Product Number Ürün Numarası MITSUBISHI MO35S5 MK 50715512M0	Vehicles: FE 649-659-FE 859 E MITSUBISHI (722) / FE150C1-150E1 -FE150E2 CANTER 2.0T / WIDE CAB FG145C1 4X4 CANTER The rotation of the pump has to be opposite with the rotation of PTO. With spindle (shaft) or milling (25x6) outlet. Piston Pump Coupled (4-hole connection ISO) Gear Pump Coupled 6x6 Coupling (3-hole connection UNI) Coupling (flange connection)
 	Main Gearbox: MO 35 S 5 / MO 35 T3 (350 rpm, RIGHT)	
	Product Number Ürün Numarası MITSUBISHI MO35S5 VACUUM 50715512V0	Vehicles: FE 649-659-FE 859 E MITSUBISHI (722) / FE150C1-150E1 -FE150E2 CANTER 2.0T / WIDE CAB FG145C1 4X4 CANTER 2.5 The rotation of the pump has to be opposite with the rotation of PTO. With spindle (shaft) or milling (25x6) outlet. Piston Pump Coupled (4-hole connection ISO) Gear Pump Coupled 6x6 Coupling (3-hole connection UNI) Coupling (flange connection)
 	Main Gearbox: MO 36 S 6 (5,400)	
	Product Number Ürün Numarası MITSUBISHI MO36S6 MK 50717512M0	Vehicles: FE 859 GEURO 4 FE85BE / FE85BG The rotation of the pump has to be opposite with the rotation of PTO. With spindle (shaft) or milling (25x6) outlet. Piston Pump Coupled (4-hole connection ISO) Gear Pump Coupled 6x6 Coupling (3-hole connection UNI) Coupling (flange connection)
 	Main Gearbox: MO 36 S 6 (5,400)	
	Product Number Ürün Numarası MITSUBISHI MO36S6 VACUUM 50717512V0	Vehicles: FE 859 GEURO 4 FE85BE / FE85BG The rotation of the pump has to be opposite with the rotation of PTO. With spindle (shaft) or milling (25x6) outlet. Piston Pump Coupled (4-hole connection ISO) Gear Pump Coupled 6x6 Coupling (3-hole connection UNI) Coupling (flange connection)

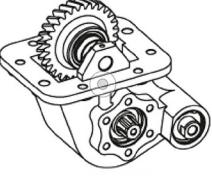

 	Main Gearbox: MO 38 S5	
	Product Number Ürün Numarası MITSUBISHI MO38S5 MK 50719512M0	Vehicles: MITSUBISHI The rotation of the pump has to be opposite with the rotation of PTO. With spindle (shaft) or milling (25x6) outlet. Piston Pump Coupled (4-hole connection ISO) Gear Pump Coupled 6x6 Coupling (3-hole connection UNI) Coupling (flange connection)
 	Main Gearbox: MO 38 S5	
	Product Number Ürün Numarası MITSUBISHI MO38S5 VACUUM 50719512V0	Vehicles: MITSUBISHI The rotation of the pump has to be opposite with the rotation of PTO. With spindle (shaft) or milling (25x6) outlet. Piston Pump Coupled (4-hole connection ISO) Gear Pump Coupled 6x6 Coupling (3-hole connection UNI) Coupling (flange connection)
 	Main Gearbox: MO 38 S5	
	Product Number Ürün Numarası MITSUBISHI MO38S5 VACUUM SENSOR 50719512V1	Vehicles: MITSUBISHI The rotation of the pump has to be opposite with the rotation of PTO. With spindle (shaft) or milling (25x6) outlet. Piston Pump Coupled (4-hole connection ISO) Gear Pump Coupled 6x6 Coupling (3-hole connection UNI) Coupling (flange connection)
 	Main Gearbox: MO 50 S 6	
	Product Number Ürün Numarası MITSUBISHI MO50S6 MK 50720512M0	Vehicles: FH 215 DRAGON MITSUBISHI / 500 HYUNDAI(802) / FK 750 The rotation of the pump has to be opposite with the rotation of PTO. With spindle (shaft) or milling (25x6) outlet. Piston Pump Coupled (4-hole connection ISO) Gear Pump Coupled 6x6 Coupling (3-hole connection UNI) Coupling (flange connection)
 	Main Gearbox: MO 50 S 6	
	Product Number Ürün Numarası MITSUBISHI MO50S6 VK 50720512V0	Vehicles: FH 215 DRAGON MITSUBISHI / 500 HYUNDAI(802) / FK 750 The rotation of the pump has to be opposite with the rotation of PTO. With spindle (shaft) or milling (25x6) outlet. Piston Pump Coupled (4-hole connection ISO) Gear Pump Coupled 6x6 Coupling (3-hole connection UNI) Coupling (flange connection)

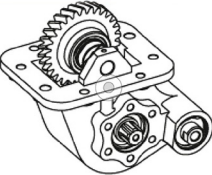

LIAZ P.T.O.

Main Gearbox: Liaz (513 rpm, RIGHT)	
 	Product Number Ürün Numarası Vehicles: Liaz
	The rotation of the pump has to be opposite with the rotation of PTO.
	With spindle (shaft) or milling (25x6) outlet.
	LIAZ 1 51310422P0 Piston Pump Coupled (4-hole connection ISO)
	Gear Pump Coupled 6x6 Coupling (3-hole connection UNI) Coupling (flange connection)

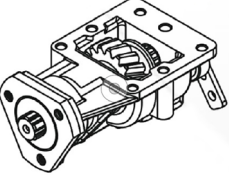

Main Gearbox: Liaz (675 rpm, LEFT)	
 	Product Number Ürün Numarası Vehicles: Liaz
	The rotation of the pump has to be opposite with the rotation of PTO.
	With spindle (shaft) or milling (25x6) outlet.
	LIAZ 2 51311424P0 Piston Pump Coupled (4-hole connection ISO)
	Gear Pump Coupled 6x6 Coupling (3-hole connection UNI) Coupling (flange connection)

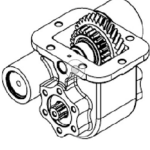

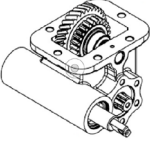

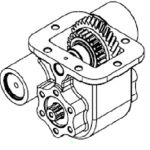

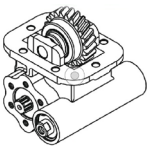

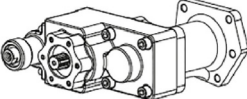

FOTON P.T.O.

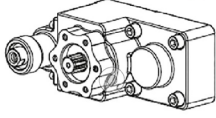

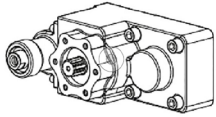

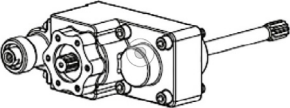

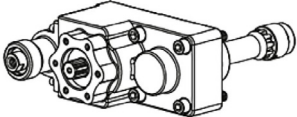

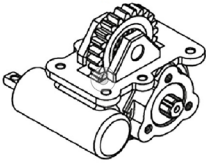

Main Gearbox: WLY6S51B- 40A-00	
 	Product Number Ürün Numarası Vehicles: L0171010184A0 -5,51 FOTON
	The rotation of the pump has to be opposite with the rotation of PTO.
	With spindle (shaft) or milling (25x6) outlet.
	FOTON ATLAS 51910512P0 Piston Pump Coupled (4-hole connection ISO)
	Gear Pump Coupled 6x6 Coupling (3-hole connection UNI) Coupling (flange connection)

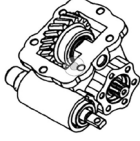

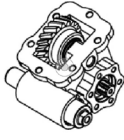

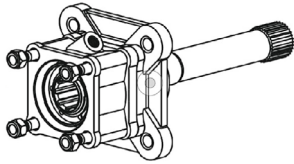

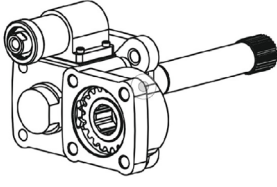

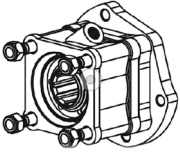

Main Gearbox: WLY6S51B-40B-00	
 	Product Number Ürün Numarası Vehicles: L0171010184AQ 5,522 - 0,795-4,0L FOTON
	The rotation of the pump has to be opposite with the rotation of PTO.
	With spindle (shaft) or milling (25x6) outlet.
	FOTON ATLAS NEW 51911512P0 Piston Pump Coupled (4-hole connection ISO)
	Gear Pump Coupled 6x6 Coupling (3-hole connection UNI) Coupling (flange connection)

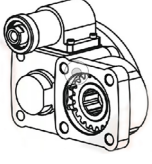

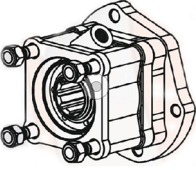

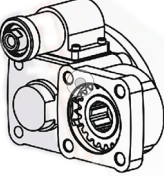

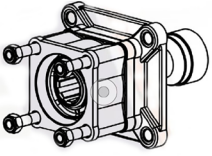

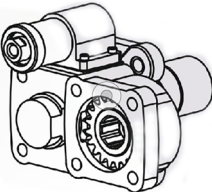

IVECO P.T.O.

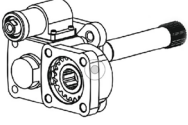

Main Gearbox: 2826.5 IVECO (1000 rpm, LEFT)	
 	Product Number Ürün Numarası Vehicles: 30.10-35.10-35.12-49.10-49.12-59.12-60.12 IVECO
	The rotation of the pump has to be opposite with the rotation of PTO.
	With spindle (shaft) or milling (25x6) outlet.
	IVECO 2826 MK 50818511M0 Piston Pump Coupled (4-hole connection ISO)
	Gear Pump Coupled 6x6 Coupling (3-hole connection UNI) Coupling (flange connection)

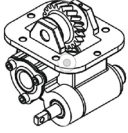

 	Main Gearbox: 2840.6 - FPT 2840.6 18A - FPT 2840.6 21M(700 rpm, RIGHT)	
	Product Number Ürün Numarası IVECO 2840.6 SIDE VACUUM 50810512V0	Vehicles: IVECO 45C15 -DAILY 4X4 - 50C18 - 35C15 - 50C15 - IVECO 65C15 - 70C15 IVECO DAILY 4X4 55S18 / NISSAN ATLEON 56.15 / The rotation of the pump has to be opposite with the rotation of PTO. With spindle (shaft) or milling (25x6) outlet. Piston Pump Coupled (4-hole connection ISO) Gear Pump Coupled 6x6 Coupling (3-hole connection UNI) Coupling (flange connection)
 	Main Gearbox: 2840.6 - FPT 2840.6 18A - FPT 2840.6 21M(700 rpm, RIGHT)	
	Product Number Ürün Numarası IVECO 2840.6 SIDE MECHANICAL 50810512M0	Vehicles: IVECO 45C15 -DAILY 4X4 - 50C18 - 35C15 - 50C15 - IVECO 65C15 - 70C15 IVECO DAILY 4X4 55S18 / NISSAN ATLEON 56.15 / The rotation of the pump has to be opposite with the rotation of PTO. With spindle (shaft) or milling (25x6) outlet. Piston Pump Coupled (4-hole connection ISO) Gear Pump Coupled 6x6 Coupling (3-hole connection UNI) Coupling (flange connection)
 	Main Gearbox: 2840.6 - FPT 2840.6 18A - FPT 2840.6 21M(700 rpm, RIGHT)	
	Product Number Ürün Numarası IVECO 2840.6 SIDE DOUBLE EFFECT VACUUM 50810512V0	Vehicles: IVECO 45C15 -DAILY 4X4 - 50C18 - 35C15 - 50C15 - IVECO 65C15 - 70C15 IVECO DAILY 4X4 55S18 / NISSAN ATLEON 56.15 / The rotation of the pump has to be opposite with the rotation of PTO. With spindle (shaft) or milling (25x6) outlet. Piston Pump Coupled (4-hole connection ISO) Gear Pump Coupled 6x6 Coupling (3-hole connection UNI) Coupling (flange connection)
 	Main Gearbox: 2845.6-2855.6 IVECO (1000 rpm, RIGHT)	
	Product Number Ürün Numarası IVECO 2855 SIDE 50812512P0	Vehicles: IVECO 60.10-60.12-75.14-80.12-80.14-85.12-85.14-120.14-140.14 -150.14-130E15-150E21-220E21-60.14-65E12-65E14-75.12-75E14-75E15 The rotation of the pump has to be opposite with the rotation of PTO. With spindle (shaft) or milling (25x6) outlet. Piston Pump Coupled (4-hole connection ISO) Gear Pump Coupled 6x6 Coupling (3-hole connection UNI) Coupling (flange connection)
 	Main Gearbox: 2846.5-2842-2835-2830-2646 (500 rpm, LEFT)	
	Product Number Ürün Numarası IVECO 2846 PK REAR 50811311P0	Vehicles: FIAT IVECO / 65.15-79.13-79.14-80.14 IVECO / 65.12-79.12 -95.14 100.13-109.14-135.14 ZETA IVECO The rotation of the pump has to be opposite with the rotation of PTO. With spindle (shaft) or milling (25x6) outlet. Piston Pump Coupled (4-hole connection ISO) Gear Pump Coupled 6x6 Coupling (3-hole connection UNI) Coupling (flange connection)

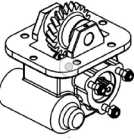

 	Main Gearbox: 2845.6-2855.6 (650 rpm, LEFT)	
	Product Number Ürün Numarası IVECO 2855 PK REAR 50812311P0	Vehicles: IVECO 60.10-60.12-75.14-80.14-80.12-85.12-85.14-120.14-140.14-150.14-130E15-150E21-220E21-60.14-65E12-65E14-75.12-75E14- The rotation of the pump has to be opposite with the rotation of PTO. With spindle (shaft) or milling (25x6) outlet. Piston Pump Coupled (4-hole connection ISO) Gear Pump Coupled 6x6 Coupling (3-hole connection UNI) Coupling (flange connection)
 	Main Gearbox: 2865.6 (650 rpm, LEFT)	
	Product Number Ürün Numarası IVECO 2865 PK REAR 50813311P0	Vehicles: JOHNSTON 12E18 IVECO EURO CARGO / 100E21-120E18-120E23-130E23-180E18-260E18-80.21-100.18-120.23-130.23-150.18- The rotation of the pump has to be opposite with the rotation of PTO. With spindle (shaft) or milling (25x6) outlet. Piston Pump Coupled (4-hole connection ISO) Gear Pump Coupled 6x6 Coupling (3-hole connection UNI) Coupling (flange connection)
 	Main Gearbox: 2870.9 (675 rpm, LEFT)	
	Product Number Ürün Numarası IVECO 2870 PK REAR 50814311P0	Vehicles: 120E18-120E23-130E15-130E18-130E23-150E15-150E18-150E23-170E18-170E23-180E21-250E21-100E18-100E23-100E15-130E15 The rotation of the pump has to be opposite with the rotation of PTO. With spindle (shaft) or milling (25x6) outlet. Piston Pump Coupled (4-hole connection ISO) Gear Pump Coupled 6x6 Coupling (3-hole connection UNI) Coupling (flange connection)
 	Main Gearbox: 2895.9 (675 rpm, LEFT)	
	Product Number Ürün Numarası IVECO 2895 PK REAR 50815311P0	Vehicles: 120E18-120E23-130E15-130E18-130E23-150E15-150E18-150E23-170E18-170E23-180E21-180E18-100E18-100E23-100E15-130E15 The rotation of the pump has to be opposite with the rotation of PTO. With spindle (shaft) or milling (25x6) outlet. Piston Pump Coupled (4-hole connection ISO) Gear Pump Coupled 6x6 Coupling (3-hole connection UNI) Coupling (flange connection)
 	Main Gearbox: 2828.5-2831.5-28028-28031 (300 rpm, RIGHT)	
	Product Number Ürün Numarası IVECO 2828 MECHANICAL 50816512M0	Vehicles: 35.9-65.9-35 NC-50 NC-50.9-50.11 IVECO The rotation of the pump has to be opposite with the rotation of PTO. With spindle (shaft) or milling (25x6) outlet. Piston Pump Coupled (4-hole connection ISO) Gear Pump Coupled 6x6 Coupling (3-hole connection UNI) Coupling (flange connection)

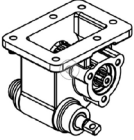

 	Main Gearbox: 475L-R SMLX (1000 rpm, RIGHT)	
	Product Number Ürün Numarası	Vehicles: 75.12 IVECO-85.12 IVECO
	IVECO 475 SMLX MECHANICAL 50817512M0	The rotation of the pump has to be opposite with the rotation of PTO.
		With spindle (shaft) or milling (25x6) outlet.
		Piston Pump Coupled (4-hole connection ISO)
Gear Pump Coupled 6x6 Coupling (3-hole connection UNI)		
Coupling (flange connection)		
 	Main Gearbox: 475L-R SMLX (1000 rpm, RIGHT)	
	Product Number Ürün Numarası	Vehicles: 75.12 IVECO-85.12 IVECO
	IVECO 475 SMLX PNEUMATIC 50817512P0	The rotation of the pump has to be opposite with the rotation of PTO.
		With spindle (shaft) or milling (25x6) outlet.
		Piston Pump Coupled (4-hole connection ISO)
Gear Pump Coupled 6x6 Coupling (3-hole connection UNI)		
Coupling (flange connection)		
VOLVO P.T.O.		
 	Main Gearbox: SR/R 1000-1400-1700-1900-2000-SRO 2400	
	Product Number Ürün Numarası	Vehicles: FL 10 320-NL 12-FH 16 520-FH 12 420-FM 12-FH 12-FH16-FM-FM 10 -FM 12 VOLVO FL 616-FL 7-F 10-FL 10-F 12-F 16-N 10-N 12-FL 7-NL 12-F 16
	VOLVO R 1400 / 1700 SINGLE GEAR LONG CARDAN SHAFT 50915322P	The rotation of the pump has to be opposite with the rotation of PTO.
		With spindle (shaft) or milling (25x6) outlet.
		Piston Pump Coupled (4-hole connection ISO)
Gear Pump Coupled 6x6 Coupling (3-hole connection UNI)		
Coupling (flange connection)		
 	Main Gearbox: SR/R 1000-1400-1700-1900-2000-SRO 2400	
	Product Number Ürün Numarası	Vehicles: FL 10 320-NL 12-FH 16 520-FH 12 420-FM 12-FH 12-FH 16-FM-FM 10 -FM 12 VOLVO FL 616-FL 7-F 10-FL 10-F 12-F 16-N 10-N 12-FL 7-NL 12-F 16
	VOLVO R 1400 / 1700 DOUBLE GEAR LONG CARDAN SHAFT 50915321P0	The rotation of the pump has to be opposite with the rotation of PTO.
		With spindle (shaft) or milling (25x6) outlet.
		Piston Pump Coupled (4-hole connection ISO)
Gear Pump Coupled 6x6 Coupling (3-hole connection UNI)		
Coupling (flange connection)		
 	Main Gearbox: R 51-R / SR 52 / R52 (RIGHT)	
	Product Number Ürün Numarası	Vehicles: VOLVO F 7-F 10-F 86-F 88-F 1233
	VOLVO R5 - SR 52 SINGLE GEAR 50910322P0	The rotation of the pump has to be opposite with the rotation of PTO.
		With spindle (shaft) or milling (25x6) outlet.
		Piston Pump Coupled (4-hole connection ISO)
Gear Pump Coupled 6x6 Coupling (3-hole connection UNI)		
Coupling (flange connection)		

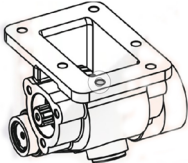

 	Main Gearbox: R 51-R / SR 52 / R52 (675 rpm, LEFT)	
	Product Number Ürün Numarası VOLVO R5 - SR 52 DOUBLE GEAR 50910321PO	Vehicles: VOLVO F 7-F 10-F 86-F 88-F 1233 The rotation of the pump has to be opposite with the rotation of PTO. With spindle (shaft) or milling (25x6) outlet. Piston Pump Coupled (4-hole connection ISO) Gear Pump Coupled 6x6 Coupling (3-hole connection UNI) Coupling (flange connection)
 	Main Gearbox: R62-SR61-R62 / MR 62 B (780 rpm, RIGHT)	
	Product Number Ürün Numarası VOLVO R6 - R62 SINGLE GEAR 50911322PO	Vehicles: F 7-F 10-F 12-F 88-F 89-F 1020-F 1225-N 10-N 12 VOLVO The rotation of the pump has to be opposite with the rotation of PTO. With spindle (shaft) or milling (25x6) outlet. Piston Pump Coupled (4-hole connection ISO) Gear Pump Coupled 6x6 Coupling (3-hole connection UNI) Coupling (flange connection)
 	Main Gearbox: R62-SR61 / MR 62 B (675 rpm, LEFT)	
	Product Number Ürün Numarası VOLVO R6 - R 62 DOUBLE GEAR 50911321PO	Vehicles: F 7-F 10-F 12-F 88-F 89-F 1020-F 1225-N 10-N 12 VOLVO The rotation of the pump has to be opposite with the rotation of PTO. With spindle (shaft) or milling (25x6) outlet. Piston Pump Coupled (4-hole connection ISO) Gear Pump Coupled 6x6 Coupling (3-hole connection UNI) Coupling (flange connection)
 	Main Gearbox: SR / R 70 - 72	
	Product Number Ürün Numarası VOLVO SR/R70-72 SINGLE GEAR 50912322PO	Vehicles: FL 7- FL 10 - F 12 -N 12-N 10-NL 12 VOLVO The rotation of the pump has to be opposite with the rotation of PTO. With spindle (shaft) or milling (25x6) outlet. Piston Pump Coupled (4-hole connection ISO) Gear Pump Coupled 6x6 Coupling (3-hole connection UNI) Coupling (flange connection)
 	Main Gearbox: SR / R 70 - 72	
	Product Number Ürün Numarası VOLVO SR/R70-72 DOUBLE GEAR 50912321PO	Vehicles: FL 7- FL 10 - F 12 -N 12-N 10-NL 12 VOLVO The rotation of the pump has to be opposite with the rotation of PTO. With spindle (shaft) or milling (25x6) outlet. Piston Pump Coupled (4-hole connection ISO) Gear Pump Coupled 6x6 Coupling (3-hole connection UNI) Coupling (flange connection)

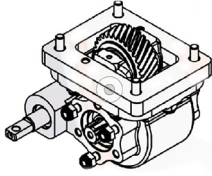

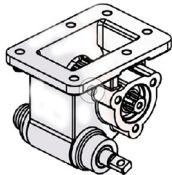

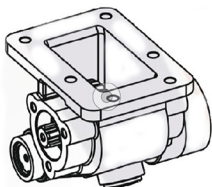

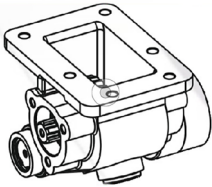

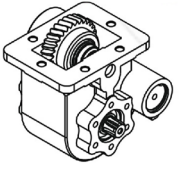

Main Gearbox: SR/R 1000-1400-1700-1900-2000-SRO 2400	
 	Product Number Ürün Numarası Vehicles: FL 10 320-NL 12-FH 16 520-FH 12 420-FM 12-FH 12-FH 16-FM-FM 10 -FM 12 VOLVO FL 616-FL 7-F 10-FL 10-F 12-F 16-N 10-N 12-FL 7-NL 12-F 16
	The rotation of the pump has to be opposite with the rotation of PTO.
	With spindle (shaft) or milling (25x6) outlet.
	Piston Pump Coupled (4-hole connection ISO)
	Gear Pump Coupled 6x6 Coupling (3-hole connection UNI)
Coupling (flange connection)	
VOLVO R 1400 / 1700 DOUBLE GEAR 50914321P0	

HUNDAI P.T.O.	
Main Gearbox: KH 10	
 	Product Number Ürün Numarası Vehicles: HD 120 / HD 65 / HD 72 / HD 78
	The rotation of the pump has to be opposite with the rotation of PTO.
	With spindle (shaft) or milling (25x6) outlet.
	Piston Pump Coupled (4-hole connection ISO)
	Gear Pump Coupled 6x6 Coupling (3-hole connection UNI)
Coupling (flange connection)	
HYUNDAI HD 120 MECHANICAL 51216512M0	

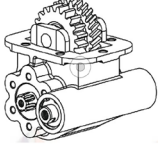

Main Gearbox: KH 10	
 	Product Number Ürün Numarası Vehicles: HD 120 / HD 65 / HD 72 / HD 78
	The rotation of the pump has to be opposite with the rotation of PTO.
	With spindle (shaft) or milling (25x6) outlet.
	Piston Pump Coupled (4-hole connection ISO)
	Gear Pump Coupled 6x6 Coupling (3-hole connection UNI)
Coupling (flange connection)	
HYUNDAI HD 120 PNEUMATIC 51216512P0	

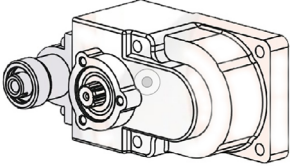

Main Gearbox: M1S5 - M2S5 - M3S5 -(4,444-5,494,53886-5,181)	
 	Product Number Ürün Numarası Vehicles: H 350 / 3F 412 / HD50-72-77 HYUNDAI / Hd65 /03R04495 / 03R04499 / 03R04493 / Hd35 / HT 102T0033
	The rotation of the pump has to be opposite with the rotation of PTO.
	With spindle (shaft) or milling (25x6) outlet.
	Piston Pump Coupled (4-hole connection ISO)
	Gear Pump Coupled 6x6 Coupling (3-hole connection UNI)
Coupling (flange connection)	
HYUNDAI HD 35 MECHANICAL 51210512M0	

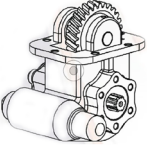

Main Gearbox: M1S5 - M2S5 - M3S5 -(4,444-5,494,53886-5,181)	
 	Product Number Ürün Numarası Vehicles: H 350 / 3F 412 / HD50-72-77 HYUNDAI / Hd65 /03R04495 / 03R04499 / 03R04493 / Hd35 / HT 102T00336
	The rotation of the pump has to be opposite with the rotation of PTO.
	With spindle (shaft) or milling (25x6) outlet.
	Piston Pump Coupled (4-hole connection ISO)
	Gear Pump Coupled 6x6 Coupling (3-hole connection UNI)
Coupling (flange connection)	
HYUNDAI HD 35 VACUUM 51210512V0	

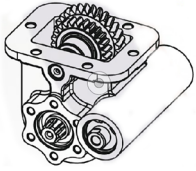

 	<table border="1"> <thead> <tr> <th colspan="2">Main Gearbox: HYUNDAI</th> </tr> </thead> <tbody> <tr> <td>Product Number Ürün Numarası</td> <td>Vehicles: HD 75 HYUNDAI</td> </tr> <tr> <td rowspan="4">HYUNDAI HD 45 MECHANICAL 51211512M0</td> <td>The rotation of the pump has to be opposite with the rotation of PTO.</td> </tr> <tr> <td>With spindle (shaft) or milling (25x6) outlet.</td> </tr> <tr> <td>Piston Pump Coupled (4-hole connection ISO)</td> </tr> <tr> <td>Gear Pump Coupled 6x6 Coupling (3-hole connection UNI)</td> </tr> <tr> <td colspan="2">Coupling (flange connection)</td> </tr> </tbody> </table>	Main Gearbox: HYUNDAI		Product Number Ürün Numarası	Vehicles: HD 75 HYUNDAI	HYUNDAI HD 45 MECHANICAL 51211512M0	The rotation of the pump has to be opposite with the rotation of PTO.	With spindle (shaft) or milling (25x6) outlet.	Piston Pump Coupled (4-hole connection ISO)	Gear Pump Coupled 6x6 Coupling (3-hole connection UNI)	Coupling (flange connection)	
Main Gearbox: HYUNDAI												
Product Number Ürün Numarası	Vehicles: HD 75 HYUNDAI											
HYUNDAI HD 45 MECHANICAL 51211512M0	The rotation of the pump has to be opposite with the rotation of PTO.											
	With spindle (shaft) or milling (25x6) outlet.											
	Piston Pump Coupled (4-hole connection ISO)											
	Gear Pump Coupled 6x6 Coupling (3-hole connection UNI)											
Coupling (flange connection)												
 	<table border="1"> <thead> <tr> <th colspan="2">Main Gearbox: HD105 S106 853 / 105 S106 853 /105 S1925</th> </tr> </thead> <tbody> <tr> <td>Product Number Ürün Numarası</td> <td>Vehicles: HD 75 KARSAN - HD 72 EURO2</td> </tr> <tr> <td rowspan="4">HYUNDAI HD 75 MECHANICAL 51213512M0</td> <td>The rotation of the pump has to be opposite with the rotation of PTO.</td> </tr> <tr> <td>With spindle (shaft) or milling (25x6) outlet.</td> </tr> <tr> <td>Piston Pump Coupled (4-hole connection ISO)</td> </tr> <tr> <td>Gear Pump Coupled 6x6 Coupling (3-hole connection UNI)</td> </tr> <tr> <td colspan="2">Coupling (flange connection)</td> </tr> </tbody> </table>	Main Gearbox: HD105 S106 853 / 105 S106 853 /105 S1925		Product Number Ürün Numarası	Vehicles: HD 75 KARSAN - HD 72 EURO2	HYUNDAI HD 75 MECHANICAL 51213512M0	The rotation of the pump has to be opposite with the rotation of PTO.	With spindle (shaft) or milling (25x6) outlet.	Piston Pump Coupled (4-hole connection ISO)	Gear Pump Coupled 6x6 Coupling (3-hole connection UNI)	Coupling (flange connection)	
Main Gearbox: HD105 S106 853 / 105 S106 853 /105 S1925												
Product Number Ürün Numarası	Vehicles: HD 75 KARSAN - HD 72 EURO2											
HYUNDAI HD 75 MECHANICAL 51213512M0	The rotation of the pump has to be opposite with the rotation of PTO.											
	With spindle (shaft) or milling (25x6) outlet.											
	Piston Pump Coupled (4-hole connection ISO)											
	Gear Pump Coupled 6x6 Coupling (3-hole connection UNI)											
Coupling (flange connection)												
 	<table border="1"> <thead> <tr> <th colspan="2">Main Gearbox: HD105 S106 853 / 105 S106 853 /105 S1925</th> </tr> </thead> <tbody> <tr> <td>Product Number Ürün Numarası</td> <td>Vehicles: HD 75 KARSAN - HD 72 EURO2</td> </tr> <tr> <td rowspan="4">HYUNDAI HD 75 VACUUM 51213512V0</td> <td>The rotation of the pump has to be opposite with the rotation of PTO.</td> </tr> <tr> <td>With spindle (shaft) or milling (25x6) outlet.</td> </tr> <tr> <td>Piston Pump Coupled (4-hole connection ISO)</td> </tr> <tr> <td>Gear Pump Coupled 6x6 Coupling (3-hole connection UNI)</td> </tr> <tr> <td colspan="2">Coupling (flange connection)</td> </tr> </tbody> </table>	Main Gearbox: HD105 S106 853 / 105 S106 853 /105 S1925		Product Number Ürün Numarası	Vehicles: HD 75 KARSAN - HD 72 EURO2	HYUNDAI HD 75 VACUUM 51213512V0	The rotation of the pump has to be opposite with the rotation of PTO.	With spindle (shaft) or milling (25x6) outlet.	Piston Pump Coupled (4-hole connection ISO)	Gear Pump Coupled 6x6 Coupling (3-hole connection UNI)	Coupling (flange connection)	
Main Gearbox: HD105 S106 853 / 105 S106 853 /105 S1925												
Product Number Ürün Numarası	Vehicles: HD 75 KARSAN - HD 72 EURO2											
HYUNDAI HD 75 VACUUM 51213512V0	The rotation of the pump has to be opposite with the rotation of PTO.											
	With spindle (shaft) or milling (25x6) outlet.											
	Piston Pump Coupled (4-hole connection ISO)											
	Gear Pump Coupled 6x6 Coupling (3-hole connection UNI)											
Coupling (flange connection)												
 	<table border="1"> <thead> <tr> <th colspan="2">Main Gearbox: HD105W02132 (5 SPEED) / 5 S 21187</th> </tr> </thead> <tbody> <tr> <td>Product Number Ürün Numarası</td> <td>Vehicles: HD 75 / HD 35 EURO 4 / 75 EURO 4 (5 VİTES)</td> </tr> <tr> <td rowspan="4">HYUNDAI HD 75 EURO 4 (5 SPEED) VACUUM 51214512V0</td> <td>The rotation of the pump has to be opposite with the rotation of PTO.</td> </tr> <tr> <td>With spindle (shaft) or milling (25x6) outlet.</td> </tr> <tr> <td>Piston Pump Coupled (4-hole connection ISO)</td> </tr> <tr> <td>Gear Pump Coupled 6x6 Coupling (3-hole connection UNI)</td> </tr> <tr> <td colspan="2">Coupling (flange connection)</td> </tr> </tbody> </table>	Main Gearbox: HD105W02132 (5 SPEED) / 5 S 21187		Product Number Ürün Numarası	Vehicles: HD 75 / HD 35 EURO 4 / 75 EURO 4 (5 VİTES)	HYUNDAI HD 75 EURO 4 (5 SPEED) VACUUM 51214512V0	The rotation of the pump has to be opposite with the rotation of PTO.	With spindle (shaft) or milling (25x6) outlet.	Piston Pump Coupled (4-hole connection ISO)	Gear Pump Coupled 6x6 Coupling (3-hole connection UNI)	Coupling (flange connection)	
Main Gearbox: HD105W02132 (5 SPEED) / 5 S 21187												
Product Number Ürün Numarası	Vehicles: HD 75 / HD 35 EURO 4 / 75 EURO 4 (5 VİTES)											
HYUNDAI HD 75 EURO 4 (5 SPEED) VACUUM 51214512V0	The rotation of the pump has to be opposite with the rotation of PTO.											
	With spindle (shaft) or milling (25x6) outlet.											
	Piston Pump Coupled (4-hole connection ISO)											
	Gear Pump Coupled 6x6 Coupling (3-hole connection UNI)											
Coupling (flange connection)												
 	<table border="1"> <thead> <tr> <th colspan="2">Main Gearbox: TO 60S6 / 60S5</th> </tr> </thead> <tbody> <tr> <td>Product Number Ürün Numarası</td> <td>Vehicles: HD 75 EURO4/ F 150/F160</td> </tr> <tr> <td rowspan="4">HYUNDAI HD 75 EURO 4 (6 SPEED) VACUUM 51215512V0</td> <td>The rotation of the pump has to be opposite with the rotation of PTO.</td> </tr> <tr> <td>With spindle (shaft) or milling (25x6) outlet.</td> </tr> <tr> <td>Piston Pump Coupled (4-hole connection ISO)</td> </tr> <tr> <td>Gear Pump Coupled 6x6 Coupling (3-hole connection UNI)</td> </tr> <tr> <td colspan="2">Coupling (flange connection)</td> </tr> </tbody> </table>	Main Gearbox: TO 60S6 / 60S5		Product Number Ürün Numarası	Vehicles: HD 75 EURO4/ F 150/F160	HYUNDAI HD 75 EURO 4 (6 SPEED) VACUUM 51215512V0	The rotation of the pump has to be opposite with the rotation of PTO.	With spindle (shaft) or milling (25x6) outlet.	Piston Pump Coupled (4-hole connection ISO)	Gear Pump Coupled 6x6 Coupling (3-hole connection UNI)	Coupling (flange connection)	
Main Gearbox: TO 60S6 / 60S5												
Product Number Ürün Numarası	Vehicles: HD 75 EURO4/ F 150/F160											
HYUNDAI HD 75 EURO 4 (6 SPEED) VACUUM 51215512V0	The rotation of the pump has to be opposite with the rotation of PTO.											
	With spindle (shaft) or milling (25x6) outlet.											
	Piston Pump Coupled (4-hole connection ISO)											
	Gear Pump Coupled 6x6 Coupling (3-hole connection UNI)											
Coupling (flange connection)												

TURNER P.T.O.

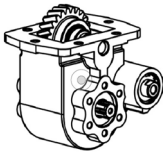

Main Gearbox: TURNER-SPICER-T5A 2801-2803-2811-3016-3017-3047	
 	Product Number Ürün Numarası Vehicles: 1340-1840 BMC-140 BMC-AS600-BEDFORD-1210-1212-1312 FORD / 66-83/FREIGHTER 302 LEYLAND
	TURNER 3017 PNEUMATIC 51011512P0 The rotation of the pump has to be opposite with the rotation of PTO.
	With spindle (shaft) or milling (25x6) outlet.
	Piston Pump Coupled (4-hole connection ISO)
	Gear Pump Coupled 6x6 Coupling (3-hole connection UNI)
Coupling (flange connection)	

Main Gearbox: TURNER-SPICER T5 C 4001-4058-4060-4068-4084 R-L	
 	Product Number Ürün Numarası Vehicles: 162.22-162.25-170.25 FATİH / YAVUZ 1850-2200 / 700-800-900 DODGE DODGE-1210 FORD
	TURNER T5C4060 K 51012311P0 The rotation of the pump has to be opposite with the rotation of PTO.
	With spindle (shaft) or milling (25x6) outlet.
	Piston Pump Coupled (4-hole connection ISO)
	Gear Pump Coupled 6x6 Coupling (3-hole connection UNI)
Coupling (flange connection)	

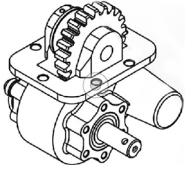

Main Gearbox: TURNER-SPICER T5 C 4001-4058-4060-4068-4084 R-L	
 	Product Number Ürün Numarası Vehicles: 162.22-162.25-170.25 FATİH / YAVUZ 1850-2200 / 700-800-900 DODGE SUPER 900 DODGE-1210 FORD
	TURNER T5C4060 Y 51013511P0 The rotation of the pump has to be opposite with the rotation of PTO.
	With spindle (shaft) or milling (25x6) outlet.
	Piston Pump Coupled (4-hole connection ISO)
	Gear Pump Coupled 6x6 Coupling (3-hole connection UNI)
Coupling (flange connection)	

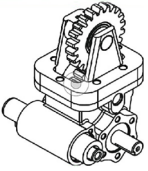

Main Gearbox: 3053A	
 	Product Number Ürün Numarası Vehicles: REO ASKERİ ARAÇ
	SPICER DANA 3053A 51010511P0 The rotation of the pump has to be opposite with the rotation of PTO.
	With spindle (shaft) or milling (25x6) outlet.
	Piston Pump Coupled (4-hole connection ISO)
	Gear Pump Coupled 6x6 Coupling (3-hole connection UNI)
Coupling (flange connection)	

JAC P.T.O.

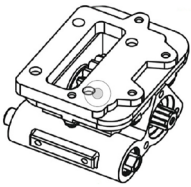

Main Gearbox: LC6T55	
 	Product Number Ürün Numarası Vehicles: JAC 3,8
	JAC PK 52110512P0 The rotation of the pump has to be opposite with the rotation of PTO.
	With spindle (shaft) or milling (25x6) outlet.
	Piston Pump Coupled (4-hole connection ISO)
	Gear Pump Coupled 6x6 Coupling (3-hole connection UNI)
Coupling (flange connection)	

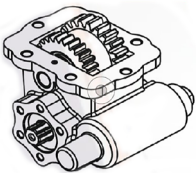

MACK P.T.O.

Main Gearbox: DM 600-227589-281KB565-284KB5159A MACK	
 	Product Number Ürün Numarası Vehicles: MACK DM 600-DM 611 S 6296
	The rotation of the pump has to be opposite with the rotation of PTO.
	With spindle (shaft) or milling (25x6) outlet.
	Piston Pump Coupled (4-hole connection ISO)
	Gear Pump Coupled 6x6 Coupling (3-hole connection UNI)
MACK 1 51111542P0	Coupling (flange connection)

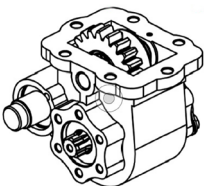

Main Gearbox: TRL-TRDL-TRXL-TRDXL-DX-DM 686-107-1070-1071-1075	
 	Product Number Ürün Numarası Vehicles: MACK DM 686-868ST-SX-F700-F712-F786-F795
	The rotation of the pump has to be opposite with the rotation of PTO.
	With spindle (shaft) or milling (25x6) outlet.
	Piston Pump Coupled (4-hole connection ISO)
	Gear Pump Coupled 6x6 Coupling (3-hole connection UNI)
MACK 2 51110541P0	Coupling (flange connection)

NISSAN P.T.O.

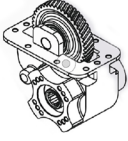

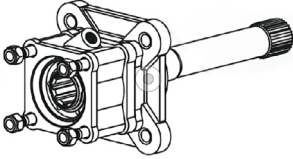

Main Gearbox: NISSAN UD60 51712512P0	
 	Product Number Ürün Numarası Vehicles: NISSAN UD60, BMC 415
	The rotation of the pump has to be opposite with the rotation of PTO.
	With spindle (shaft) or milling (25x6) outlet.
	Piston Pump Coupled (4-hole connection ISO)
	Gear Pump Coupled 6x6 Coupling (3-hole connection UNI)
NISSAN UD60 51712512P0	Coupling (flange connection)

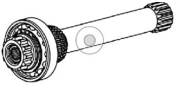
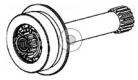


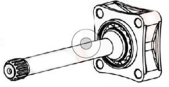
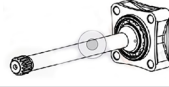
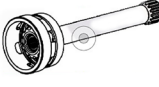
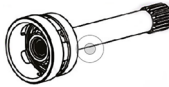
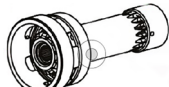
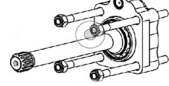
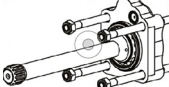
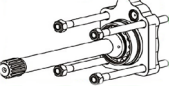
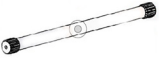
Main Gearbox:	
 	Product Number Ürün Numarası Vehicles: NISSAN UD95
	The rotation of the pump has to be opposite with the rotation of PTO.
	With spindle (shaft) or milling (25x6) outlet.
	Piston Pump Coupled (4-hole connection ISO)
	Gear Pump Coupled 6x6 Coupling (3-hole connection UNI)
NISSAN UD780 51714512P0	Coupling (flange connection)


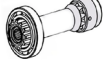
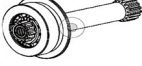
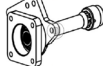
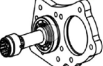
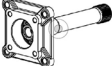

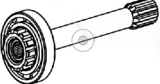
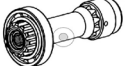
KAMAZ P.T.O.

Main Gearbox: 33104 -33106 -1700010	
 	Product Number Ürün Numarası Vehicles: GAZ-KAMAZ
	The rotation of the pump has to be opposite with the rotation of PTO.
	With spindle (shaft) or milling (25x6) outlet.
	Piston Pump Coupled (4-hole connection ISO)
	Gear Pump Coupled 6x6 Coupling (3-hole connection UNI)
KAMAZ PK 52010511P0	Coupling (flange connection)

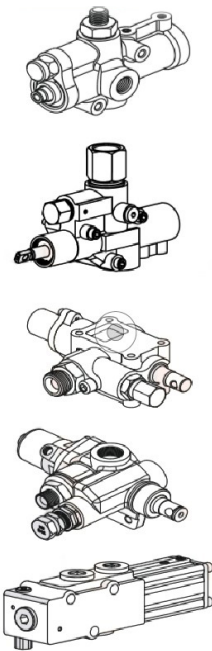
RENAULT P.T.O.

Main Gearbox: B9 / B18 / B18200 L 42	
 	Product Number Ürün Numarası Vehicles: RENAULT (R.V.I)G340TI MAXTER 280-340-385-400 PREMIUM 430-470 MAGNUM INTEGRAL
	RENAULT B9 / B18 51810522P0 The rotation of the pump has to be opposite with the rotation of PTO.
	With spindle (shaft) or milling (25x6) outlet.
	Piston Pump Coupled (4-hole connection ISO)
	Gear Pump Coupled 6x6 Coupling (3-hole connection UNI) Coupling (flange connection)
Main Gearbox: AT 2412 D	
 	Product Number Ürün Numarası Vehicles: RENAULT PREMIUM OPTIDRIVER 430DXI - 440DXI
	RENAULT PREMIUM 51811322P0 The rotation of the pump has to be opposite with the rotation of PTO.
	With spindle (shaft) or milling (25x6) outlet.
	Piston Pump Coupled (4-hole connection ISO)
	Gear Pump Coupled 6x6 Coupling (3-hole connection UNI) Coupling (flange connection)

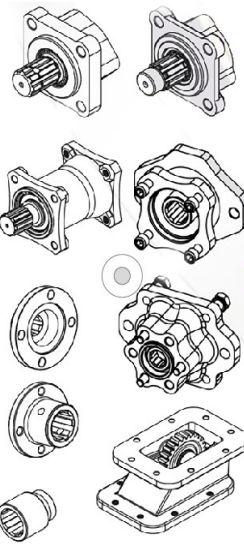
MERCEDES CARDAN SHAFTS		
	Product Number Ürün Numarası	Product Name Ürün Adı
	60121117	ACTROS GEARBOX (27,5 CM)
	60121116	ACTROS GEARBOX (25,2 CM)
	60106590	G3-65-90 UNIMOG
ZF CARDAN SHAFTS		
	Product Number Ürün Numarası	Product Name Ürün Adı
	60200975	ZF 9 S 75 CARDAN SHAFT
	60201291	(ZF 9-S 109) RT 12,91
	60201292	(ZF 9-S 109) RT 12,92
	60201353	(ZF 16 S 109) R 13,53
	60216130	ZF 16 K 130 CARDAN SHAFT
	60216160	ZF 16 K 160 CARDAN SHAFT
	60216250	TGA INTARDER WITH PLATE 250 mm
	60216280	TGA İNTARDER WITH PLATE 285 mm
	60218280	ASTRONIC LONG PLATE 285 mm
	60218300	ASTRONIC LONG PLATE 300 mm
	60218230	ASTRONIC SHORT 250 mm
	60216151	ZF 16 S 151 CARDAN SHAFT
	60215111	ZF 5S 111 CARDAN SHAFT 602151
	60216255	TGA AUTOMATIC WITH PLATE 250 mm
	60218286	ASTRONIC AUTOMATIC WITH PLATE 285 mm
	60218289	ASTRONIC AUTOMATC WITH ORIGINAL PLATE 285 mm
SCANIA CARDAN SHAFTS		
	Product Number Ürün Numarası	Product Name Ürün Adı
	60300905	SCANIA GRS905 CARDAN SHAFT LONG 605 mm
	60300906	SCANIA GRS 905 CARDAN SHAFT SHORT 510 mm

HEMA CARDAN SHAFTS		
	Product Number Ürün Numarası	Product Name Ürün Adı
	60404106	4106 CARDAN SHAFT
	60121116	6019 - 8209 CARDAN SHAFT
	60106590	6109 - 8209 OLD MODEL CARDAN SHAFT
FULLER CARDAN SHAFTS		
	Product Number Ürün Numarası	Product Name Ürün Adı
	60517316	FULLER 17316 CARDAN SHAFT
	60511612	FULLER 15612-11612 CARDAN SHAFT
VOLVO CARDAN SHAFTS		
	Product Number Ürün Numarası	Product Name Ürün Adı
	60901701	VOLVO SR 1700 CARDAN SHAFT LONG
	60901710	VOLVO SR 1700 CARDAN SHAFT SHORT
IVECO CARDAN SHAFTS		
	Product Number Ürün Numarası	Product Name Ürün Adı
	60828465	IVECO 2846.5 CARDAN SHAFT
	60828709	IVECO 2870.9 CARDAN SHAFT
	60828959	IVECO 2895.9 CARDAN SHAFT

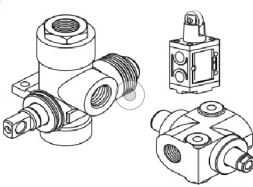
DIRECTION CONTROL VALVE TYPES

	Product Number	Product Name
	Ürün Numarası	Ürün Adı
	36001010	3/4" PNEUMATIC DIRECTION VALVE
	36001011	1" PNEUMATIC DIRECTION VALVE WITH FLAT FITTING
	36001012	1" PNEUMATIC DIRECTION VALVE WITH REVERSE FITTING
	36001020	TANK TYPE CLOSED LOOP 3/4" DIRECTION VALVE
	36001021	TANK TYPE CLOSED LOOP 1" STRAIGHT FITTING DIRECTION VALVE
	36001022	TANK TYPE CLOSED LOOP 1" RESERVE FITTING DIRECTION VALVE
	36001060	OPEN LOOP 1" 3B DIRECTION VALVE
	36001061	OPEN LOOP 1" 3B DIRECTION VALVE WITH BELLOWS
	36001030	OPEN LOOP 1" 4B DIRECTION VALVE
	36001031	TANK TYPE OPEN LOOP 1" 4B DIRECTION VALVE
	36001045	VACUUM VALVE 1" DIRECTION VALVE
	36001046	VACUUM VALVE 3/4" DIRECTION VALVE
	36001048	VACUUM OPEN LOOP 3/4" DIRECTION VALVE
	36001045	VACUUM OPEN LOOP 1" DIRECTION VALVE
	36001040	2 OUTLET 1" TRAILER DIRECTION VALVE
	36001050	1" TRAILER VALVE LIBYA
	36001070	SINGLE CONTROL 1" DIRECTION VALVE
	36001080	PRESSURE CONTROLLED TRAILER DIRECTION VALVE
	36001090	OPEN LOOP 1" 180 LT (ALUMINUM BODY)
	36001110	3/4" MECHANICAL DIRECTION VALVE
	36001111	1" MECHANICAL DIRECTION VALVE WITH STRAIGHT FITTING
	36001112	1" MECHANICAL DIRECTION VALVE WITH REVERSE FITTING

CONNECTION EQUIPMENTS

	Product Number	Product Name
	Ürün Numarası	Ürün Adı
	36002001	UNI ADAPTER 3 TO 4 CONNECTION
	36002002	ISO ADAPTER 4 TO 3 CONNECTION
	36002003	ISO ADAPTER 4 TO 3 CONNECTION WITH FLANGE
	36002202	DOUBLE GEAR ADAPTER
	36002006	DOUBLE GEAR ADAPTER WITH FLANGE
	36002010	EXTENSION ADAPTER WITH BEARING
	36002011	EXTENSION ADAPTER WITHOUT BEARING
	36002012	EXTENSION ADAPTER WITH SHORT BEARING
	36002101	SAE B ISO PTO ADAPTER
	36002100	SAE B PUMP UNI PTO ADAPTER
	36002007	UNIMOG PTO ADAPTER
	50514212P0	FULLER SPACE APARTMAN
	36003001	6*6 GEAR PUMP COUPLING
	36003000	6*8 PISTON PUMP COUPLING
	36003002	6 SPLINE 1120 FLANGE
	36003003	6 SPLINE 1300 FLANGE
	36003005	8 SPLINE 1120 FLANGE
	36003006	8 SPLINE 1300 FLANGE
	36003007	6 SPLINE 30's FLANGE
	36003010	30's WEDGE FLANGE
	36003008	WEDGE ADAPTER PTO FLANGE

LIMIT CONTROL VALVE TYPES

	Product Number	Product Name
	Ürün Numarası	Ürün Adı
	36001510	CLOSED LOOP 3/4" LIMIT CONTROL VALVE
	36001511	CLOSED LOOP 1" LIMIT CONTROL VALVE
	36001520	OPEN LOOP 3/4" LIMIT CONTROL VALVE
	36001521	OPEN LOOP 1" LIMIT CONTROL VALVE
	36001530	1" LIMIT CONTROL VALVE WITH PULL FITTING
	36001531	PNEUMATIC CONTROLLED LIMIT VALVE
	36001550	TRACTOR TRAILER LIMIT CONTROL VALVE



FEVZİ ÇAKMAK MAH. BÜSAN 3 ÖZEL ORG. SAN. SİT
MİLENYUM CAD. NO:20 KAPII 42050 KARATAY / KONYA

Tel:+90 332 345 1075

info@uyarhidrolik.com

[www://uyarhidrolik.com](http://www.uyarhidrolik.com)